



US010248760B2

(12) **United States Patent**  
**Wright et al.**

(10) **Patent No.:** **US 10,248,760 B2**

(45) **Date of Patent:** **Apr. 2, 2019**

(54) **SYSTEM AND METHOD FOR PRODUCING MEDICAL IMAGE DATA ONTO PORTABLE DIGITAL RECORDING MEDIA**

(56) **References Cited**

U.S. PATENT DOCUMENTS

(71) Applicant: **DatCard Systems, Inc.**, Irvine, CA (US)

4,491,725 A 1/1985 Pritchard

4,736,256 A 4/1988 Ichikawa

(Continued)

(72) Inventors: **Ken Wright**, San Clemente, CA (US);  
**Chet LaGuardia**, Rancho Santa Margarita, CA (US)

FOREIGN PATENT DOCUMENTS

(73) Assignee: **DatCard Systems, Inc.**, Irvine, CA (US)

CA 2322191 4/2000

DE 198 02 572 A1 8/1999

(Continued)

(\*) Notice: Subject to any disclaimer, the term of this patent is extended or adjusted under 35 U.S.C. 154(b) by 333 days.

OTHER PUBLICATIONS

U.S. Appl. No. 09/450,531, filed Mar. 31, 2000, Shoji, et al.

(Continued)

(21) Appl. No.: **14/931,147**

(22) Filed: **Nov. 3, 2015**

*Primary Examiner* — Huy T Nguyen

(65) **Prior Publication Data**

US 2016/0055298 A1 Feb. 25, 2016

(74) *Attorney, Agent, or Firm* — One LLP; Joseph K. Liu

**Related U.S. Application Data**

(63) Continuation of application No. 13/619,347, filed on Sep. 14, 2012, now abandoned, which is a (Continued)

(57) **ABSTRACT**

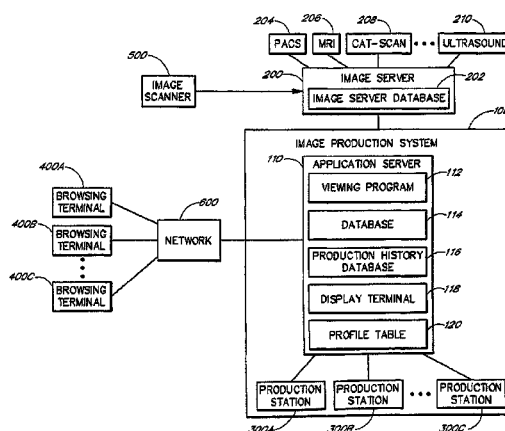
(51) **Int. Cl.**  
**H04N 1/00** (2006.01)  
**H04N 1/21** (2006.01)  
(Continued)

This application discloses a system for recording medical image data for production on a portable digital recording medium such as CDs and DVDs. This system includes a parsing software module operatively configured to: (i) receive medical data (ii) identify an end of a particular patient's data (iii) parse patient identification information and study information (iv) store the parsed patient identification information and parsed study information; a job processing software module configured to create a job containing medical data, medical data viewing software, and merge data; a disc writer to receive the job, comprising: a recorder configured to record the medical data viewing software and the medical data within the job; and a printer configured to print patient identification information and the study information on the disc.

(52) **U.S. Cl.**  
CPC ..... **G06F 19/321** (2013.01); **G06F 19/00** (2013.01); **G06Q 50/22** (2013.01); **G06Q 50/24** (2013.01);  
(Continued)

(58) **Field of Classification Search**  
CPC ..... G06F 19/321; G06F 19/323; G06Q 50/22; G06Q 50/24; H04N 1/00127; H04N 1/2104; H04N 1/2166; H04N 1/2179  
See application file for complete search history.

**20 Claims, 5 Drawing Sheets**



**Related U.S. Application Data**

continuation of application No. 11/942,630, filed on Nov. 19, 2007, now Pat. No. 8,483,550, which is a continuation of application No. 09/761,795, filed on Jan. 17, 2001, now Pat. No. 7,302,164.

- (60) Provisional application No. 60/181,985, filed on Feb. 11, 2000.

(51) **Int. Cl.**

**G06F 19/00** (2018.01)

**G06Q 50/22** (2018.01)

**G06Q 50/24** (2012.01)

**G16H 10/65** (2018.01)

(52) **U.S. Cl.**

CPC ..... **G16H 10/65** (2018.01); **H04N 1/00127** (2013.01); **H04N 1/2104** (2013.01); **H04N 1/2166** (2013.01); **H04N 1/2179** (2013.01)

(56) **References Cited**

U.S. PATENT DOCUMENTS

4,768,099 A 8/1988 Mukai  
4,852,570 A 8/1989 Levine  
4,860,112 A 8/1989 Nichols et al.  
4,874,935 A 10/1989 Younger  
4,945,410 A 7/1990 Walling  
4,958,283 A 9/1990 Tawara et al.  
5,002,062 A 3/1991 Suzuki  
5,005,126 A 4/1991 Haskin  
5,019,975 A 5/1991 Mukai  
5,208,802 A 5/1993 Suzuki et al.  
5,235,510 A 8/1993 Yamada et al.  
5,272,625 A 12/1993 Nishihara et al.  
5,291,399 A 3/1994 Chaco  
5,317,337 A 5/1994 Ewaldt  
5,319,543 A 6/1994 Wilhelm  
5,321,520 A 6/1994 Inga et al.  
5,321,681 A 6/1994 Ramsay et al.  
5,384,643 A 1/1995 Inga et al.  
5,410,676 A 4/1995 Huang et al.  
5,416,602 A 5/1995 Inga et al.  
5,451,763 A 9/1995 Pickett et al.  
5,452,416 A 9/1995 Hilton et al.  
5,469,353 A 11/1995 Pinsky et al.  
5,499,293 A 3/1996 Behram et al.  
5,502,726 A 3/1996 Fischer  
5,513,101 A 4/1996 Pinsky et al.  
5,518,325 A 5/1996 Kahle  
5,531,227 A 7/1996 Schneider  
5,542,768 A 8/1996 Rother et al.  
5,544,649 A 8/1996 David et al.  
5,572,422 A 11/1996 Nematbakhsh et al.  
5,581,460 A 12/1996 Kotake et al.  
5,586,262 A 12/1996 Komatsu et al.  
5,592,511 A 1/1997 Schoen et al.  
5,597,182 A 1/1997 Reber et al.  
5,597,995 A 1/1997 Williams et al.  
5,605,153 A 2/1997 Fujioka et al.  
5,633,839 A 5/1997 Alexander et al.  
5,634,053 A 5/1997 Noble et al.  
5,655,084 A 8/1997 Pinsky et al.  
5,659,741 A 8/1997 Eberhardt  
5,668,998 A 9/1997 Mason et al.  
5,671,353 A 9/1997 Tian et al.  
5,687,717 A 11/1997 Halpern et al.  
5,717,841 A 2/1998 Farrell et al.  
5,721,891 A 2/1998 Murray  
5,724,582 A 3/1998 Pelanek et al.  
5,734,629 A 3/1998 Lee et al.  
5,734,915 A 3/1998 Roewer  
5,740,134 A 4/1998 Peterson  
5,763,862 A 6/1998 Jachimowicz et al.  
5,781,221 A 7/1998 Wen et al.

5,796,862 A 8/1998 Pawlicki et al.  
5,809,243 A 9/1998 Rostoker et al.  
5,822,544 A 10/1998 Chaco et al.  
5,823,948 A 10/1998 Ross, Jr. et al.  
5,832,488 A 11/1998 Eberhardt  
5,848,198 A 12/1998 Penn  
5,859,628 A 1/1999 Ross et al.  
5,867,795 A 2/1999 Novis et al.  
5,867,821 A 2/1999 Ballantyne et al.  
5,869,163 A 2/1999 Smith et al.  
5,873,824 A 2/1999 Doi et al.  
5,882,555 A 3/1999 Rohde et al.  
5,884,271 A 3/1999 Pitroda  
5,899,998 A 5/1999 McGauley et al.  
5,903,889 A 5/1999 de la Hueraga et al.  
5,909,551 A 6/1999 Tahara et al.  
5,911,687 A 6/1999 Sato et al.  
5,914,918 A 6/1999 Lee et al.  
5,920,317 A 7/1999 McDonald  
5,924,074 A 7/1999 Evans  
5,942,165 A 8/1999 Sabatini  
5,946,216 A 8/1999 Hollerich  
5,946,276 A 8/1999 Ridges et al.  
5,949,491 A 9/1999 Callahan et al.  
5,950,207 A 9/1999 Mortimore et al.  
5,951,819 A 9/1999 Hummell et al.  
5,974,004 A 10/1999 Dockes et al.  
5,974,201 A 10/1999 Chang et al.  
5,982,736 A 11/1999 Pierson  
5,995,077 A 11/1999 Wilcox et al.  
5,995,345 A 11/1999 Overbo  
5,995,965 A 11/1999 Experton  
6,006,191 A 12/1999 DiRienzo  
6,021,404 A 2/2000 Moukheibir  
6,022,315 A 2/2000 Iliiff  
6,032,120 A 2/2000 Rock et al.  
6,041,703 A 3/2000 Salisbury et al.  
6,063,030 A 5/2000 Vara et al.  
6,067,075 A 5/2000 Pelanek  
6,115,486 A 9/2000 Cantoni  
6,131,090 A 10/2000 Basso, Jr. et al.  
6,137,527 A 10/2000 Abdel-Malek et al.  
6,148,331 A 11/2000 Parry  
6,149,440 A 11/2000 Clark et al.  
6,155,409 A 12/2000 Hettinger  
6,157,914 A 12/2000 Seto et al.  
6,188,782 B1 2/2001 Le Beux  
6,241,668 B1 6/2001 Herzog  
6,260,021 B1 7/2001 Wong et al.  
6,272,235 B1 8/2001 Bacus et al.  
6,272,470 B1 8/2001 Teshima  
6,363,392 B1 3/2002 Halstead et al.  
6,366,966 B1 4/2002 Laney et al.  
6,397,224 B1 5/2002 Zubeldia et al.  
6,415,295 B1 7/2002 Feinberg  
6,454,705 B1 9/2002 Cosentino et al.  
6,496,744 B1 12/2002 Cook  
6,529,757 B1 3/2003 Patel et al.  
6,564,256 B1 5/2003 Tanaka  
6,564,336 B1 5/2003 Majkowski  
6,574,629 B1 6/2003 Cooke, Jr. et al.  
6,574,742 B1 6/2003 Jamroga et al.  
6,591,242 B1 7/2003 Karp et al.  
6,606,171 B1 8/2003 Renk et al.  
6,615,192 B1 9/2003 Tagawa et al.  
6,633,674 B1 10/2003 Barnes et al.  
6,654,724 B1 11/2003 Rubin et al.  
6,671,714 B1 12/2003 Weyer et al.  
6,675,271 B1 1/2004 Xu et al.  
6,678,703 B2 1/2004 Rothschild et al.  
6,678,764 B2 1/2004 Parvulescu et al.  
6,760,755 B1 7/2004 Brackett  
6,847,933 B1 1/2005 Hastings  
6,910,038 B1 6/2005 James  
6,925,319 B2 8/2005 McKinnon  
6,954,767 B1 10/2005 Kanada  
6,954,802 B2 10/2005 Sutherland et al.  
6,988,074 B2 1/2006 Koritzinsky et al.  
7,006,881 B1 2/2006 Hoffberg et al.

(56)

## References Cited

## U.S. PATENT DOCUMENTS

7,020,651	B2	3/2006	Ripley
7,111,015	B2	9/2006	Aoyama
7,120,644	B1	10/2006	Canessa et al.
7,194,119	B2	3/2007	Zahlmann et al.
7,268,794	B2	9/2007	Honda et al.
7,298,836	B2	11/2007	Wellons et al.
7,302,164	B2	11/2007	Wright et al.
7,382,255	B2	6/2008	Chung et al.
7,395,215	B2	7/2008	Grushka
7,483,839	B2	1/2009	Mayaud
7,523,489	B2	4/2009	Bossemeyer et al.
7,552,340	B2	6/2009	Ooi et al.
7,621,445	B2	11/2009	Esseiva et al.
7,640,271	B2	12/2009	Logan
7,694,331	B2	4/2010	Vesikivi et al.
7,729,597	B2	6/2010	Wright et al.
7,734,157	B2	6/2010	Wright et al.
7,783,163	B2	8/2010	Wright et al.
7,783,174	B2	8/2010	Wright et al.
7,801,422	B2	9/2010	Wright et al.
7,836,493	B2	11/2010	Xia et al.
7,965,408	B2	6/2011	Samari-Kermani
8,045,214	B2	10/2011	Samari
8,059,304	B2	11/2011	Samari
2001/0041991	A1	11/2001	Segal et al.
2001/0056359	A1	12/2001	Abreu
2002/0007287	A1	1/2002	Straube et al.
2002/0019751	A1	2/2002	Rothschild et al.
2002/0046061	A1	4/2002	Wright et al.
2002/0077861	A1	6/2002	Hogan
2002/0085476	A1	7/2002	Samari-Kermani
2002/0103675	A1	8/2002	Vanelli
2002/0103811	A1	8/2002	Fankhauser et al.
2002/0133373	A1	9/2002	Silva-Craig et al.
2002/0138301	A1	9/2002	Karras et al.
2002/0138524	A1	9/2002	Ingle et al.
2003/0040940	A1	2/2003	Nehammer
2003/0051144	A1	3/2003	Williams
2003/0105393	A1	6/2003	Sutherland et al.
2003/0200226	A1	10/2003	Wells et al.
2003/0208382	A1	11/2003	Westfall
2004/0006492	A1	1/2004	Watanabe
2004/0078236	A1	4/2004	Stoodley et al.
2004/0083123	A1	4/2004	Kim et al.
2004/0210458	A1	10/2004	Evans et al.
2004/0215637	A1	10/2004	Kitamura et al.
2005/0075909	A1	4/2005	Flagstad
2005/0125252	A1	6/2005	Schoenberg
2005/0125254	A1	6/2005	Schoenberg
2005/0125258	A1	6/2005	Yellin et al.
2005/0154614	A1	7/2005	Swanson et al.
2005/0192837	A1	9/2005	Fears et al.
2005/0197860	A1	9/2005	Joffe et al.
2005/0240445	A1	10/2005	Sutherland et al.
2005/0267351	A1	12/2005	Humphrey et al.
2006/0058626	A1	3/2006	Weiss et al.
2006/0085226	A1	4/2006	Kamber
2006/0149601	A1	7/2006	Langhofer et al.
2006/0155584	A1	7/2006	Aggarwal
2006/0161928	A1	7/2006	Douglass et al.
2006/0179112	A1	8/2006	Weyer et al.
2007/0050216	A1	3/2007	Wright et al.
2007/0061170	A1	3/2007	Lorsch
2007/0180509	A1	8/2007	Swartz et al.
2008/0071577	A1	3/2008	Highley
2008/0122878	A1	5/2008	Keefe et al.
2008/0172254	A1	7/2008	Rosenfeld et al.
2008/0221920	A1	9/2008	Courtney
2008/0319798	A1	12/2008	Kelley
2009/0018871	A1	1/2009	Essig et al.
2009/0055924	A1	2/2009	Trotter
2009/0119764	A1	5/2009	Applewhite et al.
2009/0198515	A1	8/2009	Sawhney
2009/0204433	A1	8/2009	Darian et al.
2010/0286997	A1	11/2010	Srinivasan

## FOREIGN PATENT DOCUMENTS

EP	0 684 565	A1	11/1995
EP	0 781 032	A3	3/1999
EP	0 952 726	A1	10/1999
GB	2 096 440	A	10/1982
JP	04-177473	A	6/1992
JP	06-261892	A	9/1994
WO	WO 97/22297		6/1997
WO	WO 00/02202		1/2000
WO	WO 00/1925416		4/2000

## OTHER PUBLICATIONS

U.S. Appl. No. 09/602,643, filed Jun. 22, 2000, Rothschild.  
U.S. Appl. No. 11/942,630, filed Nov. 19, 2007, Wright et al.  
U.S. Appl. No. 13/368,286, filed Feb. 7, 2012, Wright et al.  
U.S. Appl. No. 13/168,288, filed Feb. 7, 2012, Wright et al.  
U.S. Appl. No. 60/181,215, filed Sep. 2, 2000, Segal.  
U.S. Appl. No. 61/181,985, filed Feb. 11, 2000, Wright et al.  
U.S. Appl. No. 60/205,751, Samari-Kermani.  
U.S. Pat. No. 8,059,304 and file history, Nov. 15, 2011, Samari.  
U.S. Pat. No. 8,045,214 and file history, Oct. 25, 2011, Samari.  
U.S. Pat. No. 7,965,408 and file history, Jun. 21, 2011, Samari.  
2012/0116808 and file history, May 10, 2012, Samari.  
"PACS Market Moves at Brisk Pace as Interest in Technology Grows," PACS & Networking News, vol. 2, No. 5, pp. 1-3, dated May 1998.  
"RSNA, HIMSS Join Forces to Sponsor Systems Integration," PACS & Networking News, vol. 2, No. 4, p. 1, dated Apr. 1998.  
"Security, ASP, Systems Integration to Highlight PACS Exhibits (Agfa through Amicas)," AuntMinnie.com, dated Nov. 26, 2000.  
"Security, ASP, Systems Integration to Highlight PACS Exhibits (InSiteOne through Rogan)," AuntMinnie.com, dated Nov. 16, 2000.  
"Acuson Releases ViewPro-Net Network Image Review Software Package," Acuson Corp., dated Mar. 8, 1999.  
"Antelope Valley Hospital Chooses Algotec for Full PACS Installation; Major Los Angeles County Hospital has History of Technological Innovation," Business Wire, dated Nov. 28, 2000.  
"DICOM—Digital Imaging and Communications in Medicine," Presentations of the European Society of Cardiology (ESC), dated Aug. 25, 1999.  
"DICOM Standards Committee: writeable CD-ROMs May Become Gold Standard of Image Exchange," Non-invasive Imaging, dated Feb. 1999.  
"Digital Imaging and Communications in Medicine (DICOM)," National Electrical Manufacturers Association, Copyright 1999.  
"Image Workstation DICOM Conformance Statement," Camtronics Medical Systems, Copyright 1999.  
"Med-volviz-faq-2000-01," dated Jan. 2000.  
"Med-volviz-faq-98-11," dated Nov. 1998.  
"New Products & Services: News Briefs," Health Management Technology, dated Feb. 1, 2000.  
"New Solution Offers Film Copying to CD—View DICOM on Any PC," PR Newswire, dated Nov. 28, 2000.  
"SPEC, Concept, TREXnet HR," Trex Medical Corp., 10 pages, undated.  
"SPEC, DICOM Interface, TREXnet HR to IWS," Trex Medical Corp., 2 pages, dated 1999.  
"SPEC, DICOM Interface, TREXnet HR to IWS," Trex Medical Corp., 4 pages, dated 1999.  
"SPEC, FUNC, TREXnet HR Image Network," Trex Medical Corp., 42 pages, revised Jan. 25, 2000.  
"SPEC, FUNC, TREXnet HR, Phase I," Trex Medical Corp., 29 pages, revised Jan. 12, 1999.  
"TDF Corporation Announces Statement of Direction to Integrate Image Edition with IBM ImagePlus VisualInfo," TDF Corporation, Apr. 1, 1996.  
"TDK Launches Innovative Medical DVD/CD Recording Station With Embedded PC," redOrbit.com, dated Sep. 13, 2004.

(56)

**References Cited****OTHER PUBLICATIONS**

“Three-In-One: Siemens’ SIENET MagicView 300 PACS Software Offers Image Distribution, Teleradiology and Mini-Archive,” PRNewswire, Jun. 11, Copyright 1996-2008.

10th Conference on Computer Applications to Assist Radiology and 4th Conference on Computer Assisted Radiology, RL Arenson & RM Friedenber, Symposium Foundation, Copyright 1990, pp. 1-441.

10th Conference on Computer Applications to Assist Radiology and 4th Conference on Computer Assisted Radiology, RL Arenson & RM Friedenber, Symposium Foundation, Copyright 1990, pp. 442-791.

11th Conference on Computer Applications in Radiology and 6th Conference on Computer assisted Radiology, William Brody and Gerald Johnston, Copyright 1992, pp. 1-376.

11th Conference on Computer Applications in Radiology and 6th Conference on Computer assisted Radiology, William Brody and Gerald Johnston, Copyright 1992, pp. 376-434; 445-749.

12th Conference on Computer Applications in Radiology and 8th Conference on Computer Assisted Radiology, Jun. 12-15, 1994, Johannes Boehme & Alan Rowberg, Copyright 1994.

13th Conference on Computer Applications in Radiology, Jun. 6-9, 1996, R Kilcoyne, et al., Copyright 1996.

1996 Annual HIMSS Conference and Exhibition, “Readme”.

1996 Annual HIMSS Conference and Exhibition, Managing Care: The Race Is On, dated Mar. 3-7, 1996.

510(k) Premarket Notification Database Webpage, FDA: Center for Devices and Radiological Health.

510(k) Premarket Notification Database, MedImage Image Processing System, Vepro Computersysteme, dated Jun. 13, 1997.

510(k) Summary of Safety and Effectiveness, Mitra Imaging, Inc., dated Oct. 31, 1997.

510(k) summary, Cardiovascular Work Station (CWS) 5000 and CWS 3000, RJ Flatau, Dated Oct. 7, 1999.

A five-step approach to digital image manipulation for the radiologist, FM Carl et al., Radiographics Jul.-Aug. 2002 22:4.

A generic hospital PACS RFP presented to the Seventh RIS-PACS School, Georgetown University Medical Center, JH Perry, Dated Jul. 9, 1997.

A look at infoRAD 1992, infoRAD: Informatics in Radiology, Ackerman, Radiographics Sep. 1992, 12:5.

A low-cost CD-ROM based image archival system, LH Schwartz and SV Lossef, Radiographics Jan. 1995 15:1.

A new approach to teleconferencing with intravascular US and cardiac angiography in a low-bandwidth environment, JN Stahl et al., Radiographics Sep.-Oct. 2000, 20:5.

A PACS RFP toolkit presented to the Fifth RIS-PACS School, Georgetown University Medical Center, JH Perry, Dated Feb. 3, 1995.

A PACS RFP toolkit presented to the Seventh RIS-PACS School, Georgetown University Medical Center, JH Perry, Dated Aug. 11, 1997.

A Unified Timeline Model and User Interface for Multimedia Medical Databases, JDN Dionisio et al, Computerized Medical Imaging and Graphics 20:4, Jul.-Aug. 1996.

Accessing Picture Archiving and Communication System Text and Image Information Through Personal Computers, MR Ramaswamy et al., Computers in Radiology, AJR 163, Nov. 1994.

AccuImage AccuView User’s Manual, dated Aug. 16, 1999.

ACCUSOFT, High-Performance Medical Imaging Software (1997). Acom.Convert DICOM Conformance Statement, Siemens, dated Sep. 15, 1999.

Acom.PC 2.2 DICOM Conformance Statement, Version 1.0, dated Sep. 29, 1999.

ACR Learning File Sampler 1 (32-bit), Help File, dated 1999.

ACR Learning File Sampler 1, Packaging.

ACR Learning File Sampler 1, Screen Captures.

Adobe Systems, Kodak Picture CD Reviewer’s Guide.

Adobe, Adobe Opens the Digital Door to Visually Enhancing the Web with a Complete Family of Digital Imaging Products (Jun. 17, 1999).

Advantages of a Cardiac DICOM Network Server / Writer for Viewing and Permanent CD-R Archiving of Cardiovascular Angiography Images, Hibel et al, Computers in Cardiology 2000; 27:649-652.

Advisory Action, U.S. Appl. No. 09/753,792, dated Oct. 8, 2008.

Advisory Action, U.S. Appl. No. 09/761,795, dated Jan. 16, 2007.

Agfa IMPAX Customer Agreement.

AGFA IMPAX Quotation, dated Jun. 8, 1998.

AGFA, Mini-PACS . . . A Product Comparison Chart.

Aggarwal et al., “Predictors of Mortality and Resource Utilization in Cirrhotic Patients Admitted to the Medical ICU\*”, Chest, May 5, 2001, vol. 119, pp. 1489-1497.

AIM, Advanced informatics in medicine, EurIPACS, European integrated picture archiving & communication system in the hospital, Merheus et al., dated Dec. 31, 1994.

Aims from IMM Advanced Image Management System Software, produced in *Datcard v. Codonics* Civil Action No. SACV 08-00063 AHS.

Algotech—Interent site—sales literature, dated Jan. 2, 2001.

Algotech Systems Ltd., From Board Design to Multi-Modality Workstations.

Algotech, CDSurf, “Company Overview and Mission”.

Algotech, CDSurf, Help File, dated 1999.

Algotech, CDSurf, Packaging.

Algotech, CDSurf, Screen Captures.

Ali DICOM Winview Disc, produced in *Datcard v. Codonics* Civil Action No. SACV 08-00063 AHS.

Ali, DICOM WinView, Help File.

Ali, DICOM WinView, Packaging.

Ali, DICOM WinView, Screen Captures.

Amendment After Final, U.S. Appl. No. 09/753,792, dated Sep. 18, 2008.

Amendment Submitted/Entered with Filing of RCE, U.S. Appl. No. 09/753,792, dated Dec. 12, 2005.

Amendment Submitted/Entered with Filing of RCE, U.S. Appl. No. 09/753,792, dated Nov. 5, 2007.

Amendment Submitted/Entered with Filing of RCE, U.S. Appl. No. 09/753,792, dated Oct. 10, 2008.

Amendment, Remarks, and Response to Election Restriction Requirement, U.S. Appl. No. 09/753,792, dated Dec. 12, 2006.

Amendment, Remarks, and Response to Election Restriction Requirement, U.S. Appl. No. 09/753,792, dated Mar. 27, 2007.

American Society of Echocardiography, DICOM Demonstration, Toronto, Canada, dated Jun. 14-16, 1995.

Amit Mehta et al., “Enhancing Availability of the Electronic Image Record for Patients and Caregivers During Follow-Up Care,” Journal of Digital Imaging, vol. 12, No. 2, pp. 78-80, May 1999.

Amit Mehta, Electronic Imaging Infrastructure Workflow.

Amit Mehta, Interpretation and Voice Recognition.

An economical, personal computer-based picture archiving and communication system, T-C Wu et al., Radiographics Mar.-Apr. 1999, 19:2.

Analogic, Service Bulletin, “SD200/MACL: Acquiring Images with More Than 1024 Pixels in a Line”.

Analogic, SuperDASM Configuration Keywords: A White Paper Engineering Document, Rev. 2, dated Jul. 13, 1998.

Analogic, SuperDASM Training Resource: Complete Video Specifications are Required—Before Ordering or Installing an SD 300 or CFGM.

Analogic, SuperDASM Training Resource: Configuration, Installation, and Troubleshooting.

Analogic, SuperDASM Training Resource: Overview of Products, System Operation, and Support.

Analogic, SuperDASM Training Resource: Presale and Preinstallation Requirements.

Analogic, SuperDASM Training Resource: References.

Analogic, SuperDASM Training Resource: Using Modems and Internet for Remote Support.

(56)

**References Cited****OTHER PUBLICATIONS**

- Ando et al., "Clinical Application of a Magneto-Optical Disk Image Filing System: A Prototype of CT Image Magement System", IEEE 1991.
- Angiocardiology without cinefilm: information on the new digital imaging interchange standard for cardiology based on DICOM, "Last Updated: Tuesday, Jun. 11, 1996 by Tim Becker."
- Annette Valenta, DrPH et al., "Informatics Education: Evolving Competencies, ContinuingDiscussions," 1996 Annual HIMSS Conference and Exhibition.
- Applicant Interview Summary, U.S. Appl. No. 09/753,792, dated May 27, 2008.
- Appicare Medical Imaging B.V., The RadWorks Product Line Version 2.1 Product Catalog (Summer 1997).
- Appicare Medical Imaging B.V., The RadWorks Product Line.
- Areeda Associates Ltd, SeeMor: Image Viewing Software for Windows 95/NT and Macintosh.
- Areeda Associates, "Welcome to the SeeMor Demo CD," dated 1999.
- Areeda Associates, SeeMor Medical Image Viewing Software for Windows 95/NT and Macintosh, "Readme.txt," dated Nov. 17, 1997.
- Areeda Associates, SeeMor Packaging.
- Areeda Associates, SeeMor Users Manual, dated 1997.
- Areeda Associates, SeeMor Version 3, "Apple Macintosh MacOS 8.x Users Manual".
- Areeda Associates, SeeMor Version 3, "Windows 9X/2000/NT4 Users Manual," dated 1999.
- Areeda Associates, SeeMor Version 3, "Apple Macintosh MacOS 8.x Introduction".
- Areeda Associates, SeeMor Version 3, "Image Transfer Software".
- Areeda Associates, SeeMor Version 3, "SeeMor Display Protocols".
- Areeda Associates, SeeMor Version 3, "SeeMor Express for Windows".
- Areeda Associates, SeeMor Version 3, "Video Clips of Some SeeMor Operations".
- Areeda Associates, SeeMor Version 3, "Windows 9x/2000/NT4 Introduction".
- Areeda Associates, SeeMor Version 3, Screen Captures of Video Clips of SeeMor Operations.
- Areeda Associates, SeeMor, Demo CD ReadMe.txt File, dated Nov. 11, 1999.
- Areeda Associates, SeeMor, Home Page.
- Areeda Associates, SeeMor, Screen Captures.
- Armond L. Levy et al., "An Internet-Connected, Patient-Specific, Deformable Brain Atlas Integrated into a Surgical Navigation System," Journal of Digital Imaging, vol. 10, No. 3, pp. 231-237, Aug. 1997.
- ARRI Oscar Product Brochure, ARRI, Copyright 1999.
- Arvind M. Salvekar, et al., "Community-Wide Implementation of Quality Outcome Measurements and Patient Satisfaction Report," 1996 Annual HIMSS Conference and Exhibition.
- Arvind P. Kumar, FHIMSS et al., "Transforming Organization Structures to Implement IntegratedDelivery Systems," 1996 Annual HIMSS Conference and Exhibition.
- AS3000 IMPAX 4 Server Marketing Product Specification Rev. 1.5, dated Dec. 31, 1998.
- AS3000 IMPAX 4 Server Requirements Specification Rev. 1.4, dated Sep. 28, 1998.
- Atsutoshi Oka et al., "Interhospital Network System Using the Worldwide Web and the Common Gateway Interface," Journal of Digital Imaging, vol. 12, No. 2, pp. 205-207, May 1999.
- Automated prefetch mechanism: Design and implementation for a radiology PACS, AWK Wong et al., SPIE vol. 2165.
- Base Ten Systems, Inc., UPACS Systems Connectivity Diagram.
- Bernard F. King, Jr., M.D., "Conversion Process: Calculates Film Costs Before Going Electronic," Diagnostic Imaging, pp. P47-P50, dated Sep. 1997.
- Betsy S. Hersher, et al., "The CIO's Position in Today's Emerging Health Care System: Lessons Learned," 1996 Annual HIMSS Conference and Exhibition.
- Bills of Lading, Invoices, and Packing Lists from Mitra Imaging to Institute de Cardiology de Montreal, dated May 1, 1998.
- Borderless Teleradiology with CHILI, Engelmann et al., Journal of Medical Internet Research, Copyright 1999 [Retrieved from <http://www.jmir.org/1999/2/e8>, on Mar. 3, 2008].
- Bradley J. Erickson et al., "READS: A Radiology-Oriented Electronic Analysis and Display Station," Journal of Digital Imaging, vol. 10, No. 3, pp. 67-69, Aug. 1997.
- Brian Casey, "In Review: Industry Prepares to Launch Digital X-Ray Detectors".
- Brian L. Cassel, "Defining the Future Managed Care Information Requirements," 1996 Annual HIMSS Conference and Exhibition.
- Brian M. Paige, "Information Warehousing in the Integrated Delivery System," 1996 Annual HIMSS Conference and Exhibition.
- Brigham and Women's teams PACS, RIS technologies—Brigham and Women's Hospital in Boston combines Picture Archival Communication Systems and radiology information systems technologies—includes related article on imaging technology trends, Rob Hard, dated Mar. 1994.
- Business Profile of Algotec: Where the Web PACS the punch, dated Jun. 22, 2000.
- C.J. Henri et al., "Evolution of a Filmless Digital Imaging and Communications in Medicine—Conformant Picture Archiving and Communications System: Design Issues and Lessons Learned Over the Last 3 Years," Journal of Digital Imaging, vol. 12, No. 2, pp. 178-180, May 1999.
- Camtronics Ltd. Medical Systems, Disk: NT Disk 3 Release 1.0., produced in *Datcard v. Codonics* Civil Action No. SACV 08-00063 AHS.
- Camtronics Medical Systems, Service Manual Image Workstation Series (1999).
- Camtronics, Ltd., Camtronics Medical Systems: Image Workstation: DICOM Conformance Statement: Document No. 09610-0021 (Rev. A), dated Oct. 26, 1999.
- Capturing clinical reports in a large academic medical center: Feeding a central patient data repository, MK Ekstrom et al.
- Cardiology Products Webpage, Eastman Kodak Co., Copyright 1994-1997.
- Carol Boston and Linus Diedling, "Clinical Process Reengineering: Process, Potential AndPitfalls," 1996 Annual HIMSS Conference and Exhibition.
- CD: NT O/S Disks Config Install Disk 1 of 2, produced in *Datcard v. Codonics* Civil Action No. SACV 08-00063 AHS.
- CD: NT O/S/ Disks NT 4.0 Disk 2 of 2, produced in *Datcard v. Codonics* Civil Action No. SACV 08-00063 AHS.
- CD: TREXnet Primary Review Station 2.0.05.16, produced in *Datcard v. Codonics* Civil Action No. SACV 08-00063 AHS.
- CD: TREXnet Secondary Review Station 2.0.05.16, produced in *Datcard v. Codonics* Civil Action No. SACV 08-00063 AHS.
- CD-R & CD-RW: Questions and Answers, OSTA Optical Storage Technology Association, dated Jul. 15, 1997.
- CD-Surf—Algotech Disc, produced in *Datcard v. Codonics* Civil Action No. SACV 08-00063 AHS.
- CD-Surf User's Guide Version 1.0, Algotec, Copyright 2001.
- CDWriter, Vault, AS300 Source Code & Packages, dated Feb. 12, 1997 to Feb. 26, 2001.
- Cedar SDK Beta 6 change history log, dated Sep. 27, 1999.
- Cedar SDK Beta 6 read me file, dated Sep. 27, 1999.
- Cedar Technologies—CD-R Publishers, sales literature.
- Certified Transcript of Non-Confidential Portions of Jan. 13, 2009 Deposition of Kenneth L. Wright, including Exhibits (Nos. 23 and 24) thereto.
- Cheryl L. Fontenot, "A Phased Approach to Value-Added Voice Processing," 1996 Annual HIMSS Conference and Exhibition.
- Christopher N. Smith, "Staffing and Patient Classification in a Post Anesthesia Care Unit," 1996 Annual HIMSS Conference and Exhibition.
- Cindy D. Spurr, et al., "Automating Critical Pathways—One Hospital's Experience," 1996 Annual HIMSS Conference and Exhibition.

(56)

## References Cited

## OTHER PUBLICATIONS

- Clement J. McDonald, MD, "Implementing a Physician Order Entry System: Perspectives From Five Physicians," 1996 Annual HIMSS Conference and Exhibition.
- Clinical Experience with PACS at the University of Pennsylvania, HL Kundel et al., *Computerized Medical Imaging and Graphics* 15:2, May-Jun. 1991.
- Clinical experience with PACS, presented at the Radiological Society of North America 81st Scientific Assembly and Annual Meeting Nov. 25-Dec. 1, 1995.
- Codonics, Inc.'s Answer and Defenses to DatCard Systems' Complaint and Counterclaims, filed Mar. 4, 2008.
- Codonics, Inc.'s First Set of Requests for Production of Documents and Things, dated Jun. 6, 2008.
- Codonics, Inc.'s Initial Invalidity Contentions and Initial Non-Infringement Contentions, dated Oct. 31, 2008.
- Codonics, Inc.'s Memorandum in Support of Motion and Motion for Stay Pending Reexamination of the Patent-in-Suit, filed Dec. 29, 2009.
- Codonics, Inc.'s Memorandum of Points and Authorities in Support of Motion for Stay Pending Reexamination of the Patent-in-Suit, filed Dec. 12, 2008.
- Codonics, Inc.'s Notice of Motion and Motion for Stay Pending Reexamination of the Patent-in-Suit, filed Dec. 12, 2008.
- Codonics, Inc.'s Notice of Motion and Motion for Stay Pending Reexamination of the Patent-in-Suit, filed Dec. 29, 2008.
- Codonics, Inc.'s Objections and Responses to DatCard Systems, Inc.'s Fourth Set of Requests for Production of Documents and Things (Nos. 112-225), dated Jan. 26, 2009.
- Codonics, Inc.'s Objections and Responses to DatCard Systems, Inc.'s Second Set of Requests for Production of Documents and Things (Nos. 44-78), dated Nov. 21, 2008.
- Codonics, Inc.'s Objections and Responses to DatCard Systems, Inc.'s Third Set of Interrogatories (No. 12), dated Jan. 20, 2009.
- Codonics, Inc.'s Objections and Responses to DatCard Systems, Inc.'s Third Set of Requests for Production of Documents and Things (Nos. 79-111), dated Dec. 19, 2008.
- Codonics, Inc.'s Response to DatCard Systems, Inc.'s First Set of Requests for Production of Documents and Things (Nos. 1-43), dated Jun. 3, 2008.
- Codonics, Inc.'s Response to DatCard's First Set of Interrogatories (Nos. 1-8), dated Jun. 3, 2008.
- Codonics, Inc.'s Second Set of Requests for Production of Documents and Things (Nos. 84-195), dated Dec. 5, 2008.
- Codonics, Inc.'s Supplemental Responses to DatCard's First Set of Interrogatories (Nos. 1-8), dated Nov. 6, 2008.
- Codonics' Reply in Support of Motion for Stay Pending Reexamination of the Patent-in-Suit, filed Jan. 26, 2009.
- Colleen M. Prophet, et al., "On the 'Paperless Trail'—A Computerized Charting System," 1996 Annual HIMSS Conference and Exhibition.
- Company Overview Webpage, Trex Medical Corp., Copyright 2000-2008.
- Computer-based radiology information system: From floppy disk to CD-ROM, EF Binet et al., *Radiographics* 15:5, Sep. 1995.
- Computerized scientific exhibit in radiology: A valuable format for delivering scientific information, DGK Varma, et al., *Radiographics* 14:5, Sep. 1994.
- Condit, et al., "Requirements for cardiac interchange media and the role of recordable CD", *Int J Card Imaging*, 1995.
- Consulting with radiologist outside the hospital by using java, S-K Lee et al., *Radiographics* 19:4, Jul.-Aug. 1999.
- Cooper T.: "Kaiser Permanente Anticipates High Costs as it Gears Up for HIPPA", *IT Health Care Strategist*, vol. 1, No. 10, Oct. 1999, p. 4.
- Corrected Original Request for Ex Parte Reexamination of U.S. Pat. No. 7,302,164, Control No. 90/009,538, dated Sep. 25, 2009.
- Cost Savings in a Digital Radiology Department, GM Kolodny et al, dated Mar. 9, 2009, but may be from 1997.
- Cox, et al., DICOM-complaint PACS with CD-based image archival, Part of the SPIE Conference on PACS Design and Evaluation: Engineering and Clinical Issues San Diego, California, Feb. 1998, vol. 3339, pp. 8.
- CRS-PC / CRS-PC+ 1.3 Conformance Statement for DICOM V3.0, GE Medical Systems, Copyright 2000.
- Cusma et al., "Replacement of cinefilm with a digital archive and review network", *Int J Card Imaging*, Oct. 1998.
- Cybertheatre—edited for European Congress of Radiology, produced in *Datcard v. Codonics* Civil Action No. SACV 08-00063 AHS.
- Cynthia McKinney and Susan Brockhaus, "Benefits of Cost Accounting Within a Multihospital System," 1996 Annual HIMSS Conference and Exhibition.
- Cynthia McKinney, et al., "Simplifying the Approach to Productivity Monitoring," 1996 Annual HIMSS Conference and Exhibition.
- D. Farber et al., Camtronics IWS Open Issues List, updated Aug. 26, 1999.
- D.I.S.C. 96 (ESC version) ESC annual meeting—Birmingham, T Becker.
- Daniel G. Schultz, Letter re: 510(k) Notification (Dec. 21, 1999).
- DASM On-Line, produced in *Datcard v. Codonics* Civil Action No. SACV 08-00063 AHS.
- Data storage and management requirements for the multimedia computer-based patient medical record, WB Hanlon et al., Fourteenth IEEE Symposium on Mass Storage Systems, Sep. 11-14, 1995.
- DatCard Systems, Inc.'s Complaint for Patent Infringement and Demand for Jury Trial, filed Jan. 18, 2008.
- DatCard Systems, Inc.'s First Amended Initial Disclosures, dated Jul. 21, 2008.
- DatCard Systems, Inc.'s Initial Disclosures, dated Apr. 16, 2008.
- DatCard Systems, Inc.'s Reply to Codonics, Inc.'s Counterclaim, filed Mar. 13, 2008.
- DatCard Systems, Inc.'s Response to Codonics, Inc.'s First Set of Requests for Production of Documents and Things (Nos. 1-83), dated Jul. 25, 2008.
- DatCard Systems, Inc.'s Response to Codonics, Inc.'s Second Set of Requests for Production of Documents and Things (Nos. 84-195), dated Jan. 5, 2009.
- DatCard Systems, Inc.'s Second Amended Initial Disclosures, dated Jan. 23, 2009.
- Datcard v. Codonics*, Civil Action No. SACV 08-00063 AHS, IWS Registration Disk Serial # E-122.
- Datcard v. Codonics*, Civil Action No. SACV 08-00063 AHS, Aims from IMM Advanced Image Management System CD.
- Datcard v. Codonics*, Civil Action No. SACV 08-00063 AHS, Ali DICOM Winview CD.
- Datcard v. Codonics*, Civil Action No. SACV 08-00063 AHS, CD-Surf Algotech CD.
- Datcard v. Codonics*, Civil Action No. SACV 08-00063 AHS, Cybertheatre—edited for European Congress of Radiology CD.
- Datcard v. Codonics*, Civil Action No. SACV 08-00063 HS, DASM On-Line CD.
- Datcard v. Codonics*, Civil Action No. SACV 08-00063 AHS, Diagnostic Information Management CD.
- Datcard v. Codonics*, Civil Action No. SACV 08-00063 AHS, Exhibit 382 to Deposition of Stefan Delank, Jan. 30, 2009 CD.
- Datcard v. Codonics*, Civil Action No. SACV 08-00063 AHS, Exhibit 383 to Deposition of Stefan Delank, Jan. 30, 2009 CD.
- Datcard v. Codonics*, Civil Action No. SACV 08-00063 AHS, Exhibit 385 to Deposition of Stefan Delank, Jan. 30, 2009 CD.
- Datcard v. Codonics*, Civil Action No. SACV 08-00063 AHS, Hi-Val CD Right Plus CD.
- Datcard v. Codonics*, Civil Action No. SACV 08-00063 AHS, ImageAXS Pro-Med Software CD.
- Datcard v. Codonics*, Civil Action No. SACV 08-00063 AHS, Medasys Dx Win tm v2.0 CD.
- Datcard v. Codonics*, Civil Action No. SACV 08-00063 AHS, Mediface.com CD.
- Datcard v. Codonics*, Civil Action No. SACV 08-00063 AHS, MedImage Cardio-Viewing Software CD.

(56)

**References Cited****OTHER PUBLICATIONS**

- Datcard v. Codonics*, Civil Action No. SACV 08-00063 AHS, Medivision Vistran CD.
- Datcard v. Codonics*, Civil Action No. SACV 08-00063 AHS, Mita Tapestry Medical Image Software CD.
- Datcard v. Codonics*, Civil Action No. SACV 08-00063 AHS, NT Disk 3 Release 1.0 Camtronics Ltd. Medical Systems.
- Datcard v. Codonics*, Civil Action No. SACV 08-00063 AHS, NT O/S Disks Config Install Disk 1 of 2.
- Datcard v. Codonics*, Civil Action No. SACV 08-00063 AHS, NT O/S Disks NT 4.0 Disk 2 of 2.
- Datcard v. Codonics*, Civil Action No. SACV 08-00063 AHS, Osiris Medical Imaging Software CD.
- Datcard v. Codonics*, Civil Action No. SACV 08-00063 AHS, PacsPlus Viewer Software CD.
- Datcard v. Codonics*, Civil Action No. SACV 08-00063 AHS, Radin Medical Imaging Solutions CD.
- Datcard v. Codonics*, Civil Action No. SACV 08-00063 AHS, RDI Xscan32 Radiographic Digital Imaging Software CD.
- Datcard v. Codonics*, Civil Action No. SACV 08-00063 AHS, RSNA '99 Destination Digital CD.
- Datcard v. Codonics*, Civil Action No. SACV 08-00063 AHS, Sampler 1 Learning File Arc CD.
- Datcard v. Codonics*, Civil Action No. SACV 08-00063 AHS, SeeMor Version 3—Demo Version CD.
- Datcard v. Codonics*, Civil Action No. SACV 08-00063 AHS, Teleradiology Remote Viewing Software CD.
- Datcard v. Codonics*, Civil Action No. SACV 08-00063 AHS, The 1996 Annual HIMSS Conference and Exhibit CD.
- Datcard v. Codonics*, Civil Action No. SACV 08-00063 AHS, Trexnet Primary Review Station 2.0.05.16 CD.
- Datcard v. Codonics*, Civil Action No. SACV 08-00063 AHS, Voxar 3D View CD.
- DatCard's Application for an Order to File the Declaration of A. Rosenzweig Under Seal, filed Jan. 20, 2009.
- DatCard's Opposition to Codonics' Motion for Stay Pending Codonics' Ungranted Request for Reexamination of the Patent-in-Suit, filed Jan. 16, 2009.
- Dave Niemeyer et al., "The Good, the Bad and the Usable—A Clinical Workstation," 1996 Annual HIMSS Conference and Exhibition.
- David Avrin, Radiology into the 21st Century: The Digital Department (Sep. 8, 1999).
- David L. Kimball, "The Information Technology Leader's Role in Renewing the Healthcare Enterprise," 1996 Annual HIMSS Conference and Exhibition.
- Deborah Kohn, MPH, RRA et al., "Mail and Messaging Software: M&Ms of Communication—A Treat for Health Care Information Systems," 1996 Annual HIMSS Conference and Exhibition.
- Declaration of J. Leavitt in Support of Codonics, Inc.'s Motion for Stay Pending Reexamination of the Patent-in-Suit and Ex Parte Application for an Order Shortening Time to File and Hear Codonics, Inc.'s Motion for Stay Pending Reexamination of the Patent-in-Suit, filed Dec. 12, 2008.
- Declaration of J. Leavitt in Support of Codonics, Inc.'s Motion for Stay Pending Reexamination of the Patent-in-Suit, filed Dec. 29, 2008.
- Declaration of L. Srnka in Support of Defendant Codonics, Inc.'s Reply in Support of Motion for Stay Pending Reexamination of the Patent-in-Suit, filed Jan. 26, 2009.
- Declaration of M. Kendrick in Support of Motion to Compel Compliance with Subpoena, dated Jan. 15, 2009.
- Declaration of Mark R. Kendrick regarding U.S. Appl. No. 60/205,751 and Exhibit thereto.
- Declaration of P. Nikolai in Support of Rimage's Opposition and Cross-Motion to Quash, dated Jan. 20, 2009.
- Declaration of R. Wise in Support of Codonics' Reply to DatCard's Opposition to Codonics' Motion for Stay Pending Reexamination of the Patent-in-Suit, filed Jan. 26, 2009.
- Defendant and Counterclaimant Codonics, Inc.'s First Amended Initial Disclosures, dated Jan. 29, 2009.
- Defendant and Counterclaimant Codonics, Inc.'s Initial Disclosures, dated Apr. 16, 2008.
- Defendant Codonics, Inc.'s Memorandum in Support of Motion to Compel Compliance with Subpoena to Rimage Corporation, dated Jan. 15, 2009.
- DeJarnette Research Systems, DICOM/QR, DICOM Conformance Statement, Copyright 1997.
- DeJarnette Research Systems, MediShare 1000 Worklist Manager, DICOM Conformance Statement, Copyright 1995-1996.
- Dennis Winstein, et al., "Optimizing Clinical Information Systems in Complex Computing Environments," 1996 Annual HIMSS Conference and Exhibition.
- Development of an electronic radiologist's office in a private institute, J-C Oberson, et al., Radiographics 20:2, Mar.-Apr. 2000.
- DHCP integrated imaging project: Report of the evaluation panel, Department of Veterans Affairs, Jun. 8, 1990.
- Diagnostic Information Management Disc, produced in *Datcard v. Codonics* Civil Action No. SACV 08-00063 AHS.
- Diane Shindoll, "Cover Story: Managing Risk in Planning and Implementing a PACS," Diagnostic Imaging, pp. 46-51, dated Jan. 1998.
- DICOM 3.0 Public Domain Software, dated Dec. 21, 1995.
- DICOM Birmingham 96, Tutorial Rev. 3.0, dated 1996.
- Dicom Cd Writer Installation and Staging Manual Version 1.0.0, dated Aug. 25, 1997.
- DICOM Conformance Requirements for CT/MR Modalities, Version 1.0, dated Nov. 15, 1999.
- DICOM Conformance Statement, WinSCP32 v2.42 Version 7, dated Nov. 2000.
- Dicom Cube—Internet site—sales literature, dated Jan. 2, 2001.
- DICOM Media Interchange Standards for Cardiology: Initial Interoperability Demonstration, Elion, Copyright 1995.
- DICOM Structured Reporting, David Clunie, Copyright 2000.
- DICOMwriter Product Webpage, Heartlab Inc., Copyright 1999.
- DIFORUM Series, "Soft-Copy Interpretation: How to Do It, What to Avoid," Diagnostic Imaging, pp. 66-72, dated Sep. 1998.
- Digital archive system for radiologic images, AWK Wong, et al., Radiographics 14:5, Sep. 1994.
- Digital case library: A resource for teaching, learning, and diagnosis support in radiology, KJ Macura et al., Radiographics 15:1, Jan. 1995.
- Digital Imaging and Communications in Medicine (DICOM) Supplement 19 General Purpose CD-R Image Interchange Profile, dated Jan. 28, 1997.
- Digital Imaging and Communications in Medicine (DICOM) Supplement 40: DVD-RAM Media Application Profiles, dated May 18, 2001.
- Digital networking and archiving with ACOM TOP, W Sallfrank, International Journal of Cardiac Imaging 14:323-327, 1998.
- Dimitroff D.C. et al: "An Object Oriented Approach to Automating Patient Medical Records" Proceedings of the International Computer Software and Applications Conference. (Compsac), US, Washington, IEEE. Comp. Soc. Press, vol. CONF. 14, 1990, pp. 82-87.
- Disk: Camtronics IWS Registration Disk Serial # E-122, produced in *Datcard v. Codonics* Civil Action No. SACV 08-00063 AHS.
- Distributing medical images with internet technologies: A DICOM java viewer, J Fernandez-Bayo et al., Radiographics 20:2, Mar.-Apr. 2000.
- Donald E. Schildkamp and John A. Callahan, "OR Team Learns While Improving Stock and Reprocessing Workflow," 1996 Annual HIMSS Conference and Exhibition.
- Donald P. Huebner and Lillian R. Miller, "Business Process Reengineering of an Outpatient Clinic Using Simulation," 1996 Annual HIMSS Conference and Exhibition.
- Donald R. Cahill et al., "Sectional Anatomy Using the Personal Computer," Journal of Digital Imaging, vol. 10, No. 3, p. 227, Aug. 1997.
- Douglas M. Tucker, Archives (Sep. 1999).
- Draft Specifications for Medical Diagnostic Imaging Support (MDIS) System, Apr. 6, 1990.

(56)

**References Cited****OTHER PUBLICATIONS**

Ed Spires and Gene Nacey, "Discharge Process Streamlined Through Interactive Voice Response Technology," 1996 Annual HIMSS Conference and Exhibition.

Editorial, Wong and Huang, Computerized Medical Imaging and Graphics 20:4, Jul.-Aug. 1996.

Edward Barthell, et al., "The National Information Infrastructure Health Information Network NII-HIN," 1996 Annual HIMSS Conference and Exhibition.

Edward F. Sweeney, et al., "Successful Implementation of Procedural Outcome and Disease State Management Databases," 1996 Annual HIMSS Conference and Exhibition.

Edward I. Walkley, MD, "Data-Based Assessment of Urgent Care in a Pediatric ED," 1996 Annual HIMSS Conference and Exhibition.

Edward M. Smith et al., "Project MICAS—Medical Information, Communication and Archive System: PACS Implementation at the University of Rochester Medical Center," Journal of Digital Imaging, vol. 10, No. 3, p. 228, Aug. 1997.

Elaine Remmlinger and Marc S. Newman, "The Dating Game: Mergers, Affiliations, and Their Information Technology Implications," 1996 Annual HIMSS Conference and Exhibition.

E-mail Communication B. M. Srnka, CD RS, 1 page, Feb. 23, 2008.

E-mail Communication B. M. Srnka, gastrobases II, 1 page, Feb. 23, 2008.

Email Communication from C. Loomis, "RE: Direct Connect Workstations," dated Dec. 30, 1999.

E-mail Communication from R. Desrochers, "FW: Workstation Training," Feb. 2, 2000.

Email from Michael Fisher at Mitra Imaging to Susanna Fries at Mitra Imaging, "RE: Montreal Heart (ICM) Address for Vault," dated May 1, 1998.

Email generated by CM/ECF system re: "Activity in Case 8:08-cv-00063-AHS-RNB *Datcard Systems, Inc v. Codonics, Inc* Declaration (Motion related)," dated Feb. 4, 2009.

Email generated by CM/ECF system re: "Activity in Case 8:08-cv-00063-AHS-RNB *Datcard Systems, Inc v. Codonics, Inc* Objection/ Opposition (Motion related)," dated Feb. 4, 2009.

Emedia Professional, "The New Dyes Cast: Mapping the CD-R Media Market—Includes Related Articles—Industry Overview," dated Oct. 1998.

Emerald Archiving Inc. Backfile Conversion Pricing for Huntsville Hospital, dated Mar. 21, 1999.

Emily Hayes, "Case Study: PACS helps Mayo Practice Meet Urgent-Care Needs," Diagnostic Imaging, pp. P22-P24, dated Sep. 1997.

Engineering Software Releases, Product Release Checklists, and Software Release Notes from Mitra Imaging to Electromed International, dated Sep. 5, 1997 and Sep. 12, 1997.

Entwicklung von Algorithmen und Programmen für ein Archivierungs- und Kommunikationssystem zur internetbasierten Verwaltung medizinischer Bilder, Khludov, Sergey, Aug. 1999.

Erica Drazen and Jane Metzger, "Creating New Models for Ambulatory Practice: Efficient, Wellness-Focused, IT-Enabled," 1996 Annual HIMSS Conference and Exhibition.

Erik L. Ridley and Brian Casey, "In Review: Web Browsers, Windows NT Invigorate PACS Exhibits".

ETIAM Conformance Statement—WinSCP32.

ETIAM, DICOM 3.0 Conformance Statement: DICOM Eye v2.42 Version 1, dated Sep. 12, 2000.

European Radiology Association and Congress, "Cybertheatre: Welcome to the ECR'2000 Cybertheatre: Be a Part of the Performance!"

Evaluating PACS Success: A Multidimensional Model, G Pare et al., Proceedings of the 38th Hawaii International Conference on System Science, Copyright 2005.

Evolution of the clinical review station for enterprise-wide multimedia radiology reporting, W Hanlon et al., Proc. of SPIE vol. 3980, PACS Design and Evaluation: Engineering and Clinical Issues, dated Feb. 2000.

Examiner Interview Summary Record, U.S. Appl. No. 09/753,792, dated Feb. 11, 2009.

Examiner Interview Summary Record, U.S. Appl. No. 09/753,792, dated Jul. 7, 2009.

Examiner Interview Summary Record, U.S. Appl. No. 09/753,792, dated Mar. 6, 2008.

Examiner Interview Summary Record, U.S. Appl. No. 09/753,792, dated May 13, 2008.

Examiner's Interview Summary, U.S. Appl. No. 09/761,795, dated May 24, 2007.

Examiner's Interview Summary, U.S. Appl. No. 09/781,605, dated Aug. 9, 2006.

Exchange Version 1.x User's Manual, dated 1998.

Fast nearest neighbor search in medical image databases, F Korn et al., Proceedings of the 32nd VLDB Conference, 1996.

Faye A. Sisk, PhD and Betsy H. Hampton, RN, BSBA, "Report Cards: Are You Ready For Data Driven Competition," 1996 Annual HIMSS Conference and Exhibition.

Filmless digital radiology—feasibility and 20 month experience in clinical routine, H Mosser et al., Medical Informatics, 19:2, 1994.

FilmX and Signature III CD Writer device images.

FilmX Presentation slides.

Final Office Action in Ex Parte Reexamination of U.S. Pat. No. 7,302,164, Control No. 90/009,347, dated May 6, 2010.

Final Office Action, U.S. Appl. No. 09/753,792, dated Aug. 25, 2008.

Final Office Action, U.S. Appl. No. 09/753,792, dated Jun. 10, 2005.

Final Office Action, U.S. Appl. No. 09/753,792, dated Jun. 7, 2007.

Final Office Action, U.S. Appl. No. 09/781,605, dated Jul. 2, 2003.

Final Office Action, U.S. Appl. No. 09/781,605, dated Jan. 12, 2005.

Final Office Action, U.S. Appl. No. 09/781,605, dated Aug. 9, 2006.

Final Text—Supplement 2, Digital Imaging and Communications in Medicine (DICOM), Part 11: Media Storage Application Profiles, Addenda on Conformance, dated Feb. 26, 1995.

Final Text—Supplement 3—Part 12, Digital Imaging and Communications in Medicine (DICOM), Part 12: Media Format and Physical Media for Media Interchange, dated Feb. 26, 1995.

Finding the path: A worldwide web-based guide for imaging evaluation of patients in the emergency department, LM Azmoun et al., Radiographics 17:1, Jan.-Feb. 1997.

First DIN-PACS award goes to IBM as Computer Giant Wins Portsmouth Bid, web.archive.org date "Apr. 15, 2001."

G. James Blaine, et al., "Project Spectrum: Technology Alliance for the Emerging Integrated Health System," 1996 Annual HIMSS Conference and Exhibition.

Gail S. Gulinson, "Transforming the Health Care System Through Health Data Networking," 1996 Annual HIMSS Conference and Exhibition.

Gary E. Gamerman, MS, JD, "Development and Implementation Case Study: Clearing the Legal, Regulatory, and Contractual Barriers," 1996 Annual HIMSS Conference and Exhibition.

Gary R. Conrad, "A Simple Image Display Application for Windows," Journal of Digital Imaging, vol. 10, No. 3, pp. 115-119, Aug. 1997.

GE Medical Systems Technical Publications, Direction 09610-0025, Revision B, CRS-PC/CRS-PC+1.3 Conformance Statement for DICOM V3.0, Copyright 2000.

GE Medical Systems Technical Publications, Direction 2246811-100, Revision 2, Senographe 2000 D Acquisition Workstation Conformance Statement for DICOM V3.0, latest Copyright 2000.

GE Medical Systems Technical Publications, IIS FP10282, Revision 1, PathSpeed PACS Version 8.0 Conformance Statement for DICOM V3.0, Dated Sep. 2000.

GE Medical Systems, "Press Information: AmeriNet and GE Medical Systems Sign National Contract for Ultrasound Systems," dated Oct. 26, 1999.

GE Medical Systems, "Press Information: GE Healthcare Financial Services Announces Innovative Online Offerings to Boost Hospital and Clinic Productivity," dated Nov. 28, 1999.

GE Medical Systems, "Press Information: GE Increases Power of MR Imaging With New Gradient Platforms: New Gradients Deliver Power and Speed," dated Nov. 28, 1999.

GE Medical Systems, "Press Information: GE Medical Brings Six Sigma Quality to Customers," dated Nov. 28, 1999.



(56)

**References Cited****OTHER PUBLICATIONS**

GE Medical Systems, "Press Information: GE Medical Systems Brings All-In-One Nuclear Cardiac Software to GE Workstations: 'Emory Cardiac Toolbox' Gives Physicians Greater Access to Patient Data," dated Nov. 28, 1999.

GE Medical Systems, "Press Information: GE Medical Systems Demonstrates World-Wide CT System Featuring Premium GE Technology: GE CT/e System to Provide Doctors, Patients Around the World With Access to State-of-the-Art GE CT Imaging Equipment," dated Nov. 28, 1999.

GE Medical Systems, "Press Information: GE Medical Systems' Digital Chest X-Ray System Increases Physician Productivity, Improves Speed of Exams," dated Nov. 28, 1999.

GE Medical Systems, "Press Information: GE Medical Systems Expands CT HISPEED Product Line: Introduces Faster Scanner and Mobile System to Make State-of-the-Art CT Technology Product Line Even Stronger," dated Nov. 28, 1999.

GE Medical Systems, "Press Information: GE Medical Systems Expands Mobile Offerings Through Cardiac MR Scanner: SIGNA CV/i Now Available in a Mobile Configuration," dated Oct. 18, 1999.

GE Medical Systems, "Press Information: GE Medical Systems Expands Portfolio of Online Productivity Solutions Available to Health Care Providers," dated Nov. 28, 1999.

GE Medical Systems, "Press Information: GE Medical Systems First to Introduce High Performance Cancer Detecting Scanner for Mobile Services: Mobile Leader Makes Popular 'PET' Imaging Technology Accessible to Doctors, Patients Globally," dated Nov. 28, 1999.

GE Medical Systems, "Press Information: GE Medical Systems' Integrated Imaging Solutions Announces Advanced Analysis Capabilities on PATHSPEED," dated Nov. 28, 1999.

GE Medical Systems, "Press Information: GE Medical Systems' Integrated Imaging Solutions Announces PATHSPEED Release 8.0," dated Nov. 28, 1999.

GE Medical Systems, "Press Information: GE Medical Systems' Integrated Imaging Solutions Demonstrates Advanced Internet Imaging Technologies at RSNA 1999," dated Nov. 28, 1999.

GE Medical Systems, "Press Information: GE Medical Systems' Integrated Imaging Solutions Introduces Advantage Workstation 4.0," dated Nov. 28, 1999.

GE Medical Systems, "Press Information: GE Medical Systems Introduces Advanced Mammography System with New Patented GE X-Ray Tube: System Reduces Radiation Exposure by 40 Percent," dated Nov. 28, 1999.

GE Medical Systems, "Press Information: GE Medical Systems Introduces Advanced Patient Imaging Archive System to Help Hospitals Go Digital: State-of-the-Art System Archives Patient Data Immediately; Promotes Better Access to Health Care," dated Nov. 28, 1999.

GE Medical Systems, "Press Information: GE Medical Systems Introduces Advanced 'Smart' Ultrasound System," dated Nov. 28, 1999.

GE Medical Systems, "Press Information: GE Medical Systems Introduces First Medical Imaging Software to Let Doctors 'Drive Around' Inside Patient Anatomy: First Generation Interactive MRI Software Lets Doctors do Real-Time Studies as Patients Breathe and Move," dated Nov. 28, 1999.

GE Medical Systems, "Press Information: GE Medical Systems Introduces MR Technology to Help Physicians Obtain Chemical Information From the Brain: New Information to Supplement MRI Images of Brain to Help Guide Biopsies," dated Nov. 28, 1999.

GE Medical Systems, "Press Information: GE Medical Systems Introduces New Breakthrough Medical Imaging Procedure," dated Sep. 30, 1999.

GE Medical Systems, "Press Information: GE Medical Systems Introduces New Tool to Aid in Minimally Invasive Surgeries," dated Nov. 28, 1999.

GE Medical Systems, "Press Information: GE Medical Systems Introduces Revolutionary X-Ray Technology: GE Advantx LCA+

System Helps Treat Blood Vessel Diseases Linked to Heart Attacks and Strokes," dated Nov. 28, 1999.

GE Medical Systems, "Press Information: GE Medical Systems Launches New Enterprise-Wide Services Offering for Health Care Providers: CompareCare to Promote Productivity and Simplification of Equipment Services Hospital-Wide," dated Nov. 28, 1999.

GE Medical Systems, "Press Information: GE Medical Systems Makes New Advanced Ultrasound Systems Affordable for Smaller Hospitals and Clinics: Medical Profession Embraces GE's Development of High-Tech Systems," dated Nov. 28, 1999.

GE Medical Systems, "Press Information: GE Medical Systems Provides Comprehensive Solutions to Help Health Care Providers Make Digital Transformation: GE's Full-Service Digital Solutions Promote Hospital-Wide Productivity, Patient Health Care Accessibility," dated Nov. 28, 1999.

GE Medical Systems, "Press Information: GE Medical Systems Redesigns Customer-Driven Service Business for the New Millennium," dated Nov. 28, 1999.

GE Medical Systems, "Press Information: GE Medical Systems Signs Five-Year Agreement With Navix Radiology Systems, Inc.," dated Nov. 28, 1999.

GE Medical Systems, "Press Information: GE Medical Systems Strengthens Commitment to Women's Health Care herSource Offerings: Global Leader in Health Care Services Provides More Solutions for Women's Health and Well-Being," dated Nov. 28, 1999.

GE Medical Systems, "Press Information: GE Medical Systems Unveils New Biplane X-Ray System," dated Nov. 28, 1999.

GE Medical Systems, "Press Information: GE Medical Systems Wins \$1.4 Million Order to Provide State-of-the-Art Ultrasound Suite at Massachusetts General Hospital," dated Nov. 28, 1999.

GE Medical Systems, "Press Information: GE Medical Systems' Integrated Imaging Solutions Announces PATHSPEED Prism: Software Integrates Patient Information in One Application," dated Nov. 28, 1999.

GE Medical Systems, "Press Information: GE Medical Systems' Integrated Imaging Solutions Introduces PATHSPEED Extend," dated Nov. 28, 1999.

GE Medical Systems, "Press Information: gemedicalsystems.com Offers New MR Technology for Sale Via Internet: Live Demonstrations to be Broadcast Daily from Radiology Community's Largest Trade Show," dated Nov. 28, 1999.

GE Medical Systems, "Press Information: Introduction Accelerated by Six Sigma Quality: GE Introduces Breakthrough Ultrasound Technology; LOGIQ 700 Expert Series Offers Potential to Better Diagnose Stroke Risks," dated Apr. 29, 1999.

GE Medical Systems, "Press Information: LIGHTSPEED QX/i: One Year Later: Breakthrough Multi-Slice CT Scanner Continues to Enhance Productivity Through New Technology, Improved Clinical Applications," dated Nov. 28, 1999.

GE Medical Systems, "Press Information: New Volume Analysis Software From GE Medical Systems Allows Fast, Simple Analysis of Diagnostic Images on the GE Advantage Workstation," dated Nov. 28, 1999.

GE Medical Systems, "Press Information: Revolution XR/d Filmless X-Ray Table Enables Timely Patient Diagnosis and Treatment," dated Nov. 28, 1999.

GE Medical Systems, "Press Information: Six Sigma Quality Design Leads to Faster Exams: GE Medical Systems Introduces Breakthrough 'Open' MRI System," dated Nov. 17, 1999.

GE Medical Systems, "Press Information: Smaller Hospitals Get the Bigger Picture With GE Medical Systems' State-of-the-Art Image Distribution System," dated Nov. 28, 1999.

GE Medical Systems, Cardio—Viewing Station—CD-R Wiedergabestation für die digitale Zukunft (Article in German).

GE Medical Systems, GE Press Info—Radiological Society of North America, Images, dated 1999.

GE Medical Systems, Medical CD Recording Station.

GE Medical Systems, Radiological Society of North America, "Press Information: Destination Digital," dated 1999.

Gerald M. Nussbaum, "Protecting the Net: Leveraging the Infrastructure," 1996 Annual HIMSS Conference and Exhibition.

Glen Knight, "Project Management for Health Care Professionals," 1996 Annual HIMSS Conference and Exhibition.

(56)

## References Cited

## OTHER PUBLICATIONS

- Grace A. O'Neil, RN, BS, and Kath Uyeda, Ph.D., "Early Prototyping: Birth of an Ambulatory Care System User Interface," 1996 Annual HIMSS Conference and Exhibition.
- Guardian DICOM Archive Media Storage Conformance Statement, DR Systems, Inc., dated May 4, 1999.
- H.K. Huang, PACS: Basic Principles and Applications, Wiley, New York (1999).
- Hanlon, W.B., Fener, E.F., and Downs, J.W. "Data Storage and Management Requirements for the Multimedia Computer-based Patient Medical Record," Proceedings of the Fourteenth IEEE Symposium on Mass Storage Systems: Storage—At the Forefront of Information Infrastructures, Sep. 11-14, 1995, pp. 11-16.
- Harm J. Scherpier, MD et al., "Aspects of Knowledge Sharing Using the Arden Syntax," 1996 Annual HIMSS Conference and Exhibition.
- Harry E. McQueen, Jr. and Kate Manzone, "Enabling HMO Product Implementation Through Improved Work Processes and Technology," 1996 Annual HIMSS Conference and Exhibition.
- Haufe G. et al.: XP-000914153, PACS at work: A Multimedia E-Mail Tool for the Integration of Images, Voice and Dynamic Annotation, Computer Assisted Radiology, 1996.
- Hilbel, T., Reiter, M.A., Brockmeier, K., Kuecherer H.F., Haass, M., "Advantages of a Cardiac DICOM Network Server/Writer for Viewing and Permanent CD-R Archiving of Cardiovascular X-Ray Angiography Images," Computers in Cardiology, 2000, pp. 649-652, vol. 27.
- HIMSS.96—The 1996 Annual HIMSS Conference and Exhibition Disc, produced in *Datcard v. Codonics* Civil Action No. SACV 08-00063 AHS.
- Hipax Medical Imaging and Communication System Version 3 User Instruction Manual, Sep. 1999.
- Hi-Val CD Right Plus, produced in *Datcard v. Codonics* Civil Action No. SACV 08-00063 AHS.
- HI-VAL, CD Right! Plus Autorun, Screen Captures.
- HI-VAL, CS Right!, "Welcome to CD Right!"
- Hospital integrated picture archiving and communication systems: A second generation PACS concept, M Osteaux, Copyright 1992. <http://www.zebramedical.net/CathLab.html>, undated.
- Hubert Chin et al., "Digital Photography of Digital Imaging and Communication in Medicine—3 Images From Computers in the Radiologist's Office," Journal of Digital Imaging, vol. 12, No. 2, pp. 192-194, May 1999.
- ICMIT, DICOM Development Project, dated Jun. 19, 1996.
- ICMIT, DICOM Development Project: What is DICOM Anyway?, dated Dec. 18, 1995.
- ICMIT, Patient Information Folder Project Demonstration, dated Sep. 11, 1996.
- ICMIT, Patient Information Folder Project, dated Jul. 4, 1996.
- Image & Film Acquisition Webpage, Vepro, undated.
- Image archives and image data bases: How do they differ?, CC Jaffe, Radiographics 14:3, May 1994.
- Image Edition Product Webpage, The TDF Product Line, TDF Corp., Copyright 1997.
- ImageAxs Pro-Med Disc, produced in *Datcard v. Codonics* Civil Action No. SACV 08-00063 AHS.
- ImageAXS Pro-Med Windows User's Guide, Digital Arts and Science, Alameda, CA, "Printed May 1998".
- IMAGEAXS, Pro-Med 4.01, "Read Me," dated Aug. 20, 1998.
- IMAGEAXS, Pro-Med 4.01, Packaging.
- Imagnet Product Brochure, Algotec Systems, Copyright 1998.
- ImagiNet Workflow and Management Manual Version 3.0, Algotec, Copyright 2003.
- Imaging Resource, Kodak Picture CD, <http://www.imaging-resource.com/PRODS/PCD/PCDA.HTM> (Nov. 10, 1999).
- IMCO-RAD Digitizer Product Brochure, IMCO Tech., undated.
- IMM, AiMS, "About IMM & the AiMS Product Family".
- IMM, AiMS, "Management Module Demos".
- IMM, AiMS, "Services".
- IMM, AiMS, "Working with IMM".
- IMM, AiMS, Screen Captures.
- Impax Conformance Statement for Media Application Storage Profiles CD-R Archive, Rev. 1.3, dated Dec. 6, 1999.
- Impax NT Client Workstation CD Export System Test Plan v. 1.7.0, dated Jun. 12, 2000.
- IMPAX Price Quotation for Laurie Imaging Center with annotations, dated Apr. 27, 1998.
- IMPAX Web 1000 DICOM Web Server Specifications, dated May 30, 1998.
- Implementation of the DICOM 3.0 Standard: A pragmatic Handbook, Robert Hindel, Copyright 1994.
- Implementing a DICOM—HL7 interface application, SL Fritz et al., SPIE vol. 2435.
- Information management and distribution in a medical picture archive and communication system, FW Prior, Copyright 1992.
- Inside BringhamRAD: Providing radiology teaching cases on the internet, GL Mammome et al., Radiographics 15:6, Nov. 1995.
- Integrating a Personal-Computer Local-Area Network with a Radiology Information System: Value as a Tool for Clinical Research, MS Frank et al., Computers in Radiology, AJR 162, Mar. 1994.
- Integrating the healthcare enterprise: A primer: Part 4. The role of existing standards in IHE, M Henderson et al., Radiographics 21:6, Nov.-Dec. 2001.
- Interactive Multimedia in the High Performance Organization: Wealth Creation in the Digital Economy, David Ticolli, Copyright 1995.
- Interfacing the PACS and the HIS: Results of a 5-year Implementation, TV Kinsey, Radiographics. May-Jun. 2000;20(3):883-91.
- Interview Summary, Control No. 90/009,347, dated May 20, 2010.
- Invoice for Centura Health, dated Oct. 1, 1999 and Check from Centura Health to VEPRO, dated Oct. 1, 1999.
- Invoice from Impax Technology to Agfa Inc. (CAN), dated Nov. 30, 2000.
- Invoice from Impax Technology to Toshiba America, Inc., dated Jan. 31, 2000.
- Invoice from Mitra Imaging to Agfa Division of Bayer Inc., dated Oct. 18, 1998.
- Invoice from Mitra Imaging to EMED, dated Sep. 30, 1996.
- Invoice from Mitra Imaging to Fuji Medical Systems, U.S.A., dated Mar. 24, 1997.
- Invoice from Mitra Imaging to Siemens Health Services, dated Mar. 11, 1998.
- Invoices and Sales Orders from Mitra Imaging to Picker International, dated Jun. 16, 1999.
- Invoices from Impax Technology to Agfa Corporation, dated from Mar. 1, 2000 to Jan. 10, 2001.
- Invoices from Impax Technology to Agfa Europe, dated from Nov. 3, 2000 to Jan. 15, 2001.
- Invoices from Impax Technology to Agfa Hong Kong Ltd., dated from Jun. 21, 2000 to Aug. 22, 2000.
- Invoices from Impax Technology to Agfa-Gevaert Ltd. (AUS), dated from Aug. 25, 2000 to Nov. 28, 2000.
- Invoices from Impax Technology to Toshiba Corporation, dated from Oct. 25, 2000 to Jan. 16, 2001.
- Invoices from Mitra Imaging to Acuson Corp., dated from Oct. 5, 1997 to Jan. 31, 2000.
- Invoices from Mitra Imaging to Agfa Gevaert N.V., dated from Oct. 28, 1997 to Mar. 16, 2000.
- Invoices from Mitra Imaging to Impax Technology, dated from Jul. 31, 1999 to Dec. 31, 2000.
- Invoices, Sales Orders, and Packing Lists from Mitra Imaging to Agfa Corporation, dated Nov. 24, 1999 to Nov. 25, 1999.
- Invoices, Sales Orders, Packing Lists, FedEx Manifests, and Billing Summaries from Mitra Imaging to Electromed International, dated from Sep. 5, 1997 to Sep. 20, 2000.
- J. Craig Klimczak and Kenneth Bopp, "Reengineering Medical Records With a Text Archive and Retrieval System," 1996 Annual HIMSS Conference and Exhibition.
- Jack I. Eisenman, "Book Review—PACS Basic Principles and Applications", Radiology (Jul. 1999).
- Jagdish Kohli, PhD, et al., "Distributed Architecture For A Wide-Area Medical Image Repository," 1996 Annual HIMSS Conference and Exhibition.

(56)

**References Cited****OTHER PUBLICATIONS**

- James Brice, "Cover Story: In Search of Smart & Simple PACS Workstations," *Diagnostic Imaging*, pp. 42-46, dated Mar. 1998.
- James Brice, "PACS Integration: Radiology's Portal to Both Magic and Misery," *Diagnostic Imaging*, pp. P30-P42, dated Sep. 1998.
- James C. Benneyan, "Improving Health Care Using SPC and Quality Engineering: Billing And Laboratory Case Studies," 1996 Annual HIMSS Conference and Exhibition.
- James D. Thomas & Steven E. Nissen, "Digital Storage and Transmission of Cardiovascular Images: What are the Costs, Benefits and Timetable for Conversion?," *Heart*, 76, pp. 13-17, 1996.
- James D. Thomas, "Digital Storage and Retrieval: The Future in EchoCardiography," *Heart*, 78, pp. 19-22, 1997.
- James E. Farstad, et al., "Operations, Facilities and Communications: Understanding Success Factors in Patient-Centered Care," 1996 Annual HIMSS Conference and Exhibition.
- James Kazmer et al., "The Creation of a Virtual Electronic Medical Record," 1996 Annual HIMSS Conference and Exhibition.
- James L. Lear et al., "Redundant Array of Independent Disks: Practical On-Line Archiving of Nuclear Medicine Image Data," *Journal of Digital Imaging*, vol. 9, No. 1, pp. 37-38, Feb. 1996.
- James L. Smith, III, et al., "Laboratory Redesign: Life After Cap Units," 1996 Annual HIMSS Conference and Exhibition.
- James R. Prescott, PE, "What's the Score and How Much Time Is Left?," 1996 Annual HIMSS Conference and Exhibition.
- Jan M. Kastens, RN, M.S., "Hospital Information Systems Approaches Do Not Work for Integrated Health Care Delivery," 1996 Annual HIMSS Conference and Exhibition.
- Janet B. Wu et al., "Wireless Data Transmission: How to Implement Remote Data-Access," 1996 Annual HIMSS Conference and Exhibition.
- Jean Ann Larson, "The Reengineering Approach—Techniques and Tools," 1996 Annual HIMSS Conference and Exhibition.
- Jean-Christien Oberson et al., "Development of an Electronic Radiologist's Office in a Private Institute," *Radiographics*, Copyright 2000 [Retrieved from <http://radiographics.rsna.org/cgi/content/full/20/2/573>, on Mar. 3, 2008].
- Jeffrey S. Blair, "An Overview of Health Care Information Standards," 1996 Annual HIMSS Conference and Exhibition.
- Jeffrey W. Muscarella and John Hoben, "Delivering Information Services Via the World Wide Web," 1996 Annual HIMSS Conference and Exhibition.
- Jerry L. Mathis et al., "Case Study: A Health Care System's Use of Wireless Technology," 1996 Annual HIMSS Conference and Exhibition.
- Jill Hoffman, Chart Smart: PACS.
- John C. Hayes, "Imaging News: Data Shows Filmless Imaging Saves in High-Volume Setting," *Diagnostic Imaging*, pp. 9-13, dated Jul. 1998.
- John D. Morgan, et al., "Building an Information Infrastructure: Practical Lessons From Three Multifacility Health Care Enterprises," 1996 Annual HIMSS Conference and Exhibition.
- John Glaser, PhD, FHIMSS and Gilad Kuperman, MS, PhD, "Impact of Information Events on Medical Care," 1996 Annual HIMSS Conference and Exhibition.
- John Lynch, "CHINS: A Collaborative Approach to Outcomes Analysis," 1996 Annual HIMSS Conference and Exhibition.
- John R. Kludt, et al., "Rebounding From Rejection: Reintroducing Physicians to Your IS," 1996 Annual HIMSS Conference and Exhibition.
- Joseph A. Cirillo and Leigh Ann Wise, "Testing the Impact of Change Using Simulation," 1996 Annual HIMSS Conference and Exhibition.
- Joseph G. Hennessey et al., "Digital Video Applications in Radiologic Education: Theory, Technique, and Applications," *Journal of Digital Imaging*, vol. 7, No. 2, pp. 85-90, May 1994.
- Judy Hager and Cindy Hartless, "Reengineering Laboratory Operations," 1996 Annual HIMSS Conference and Exhibition.
- Jun. 10, 2009 Declaration of Dr. Martina Steinhart, Managing Director of Steinhart Medizinsysteme GmbH, and accompanying documents.
- K. Faulkner, "Book Review—PACS Basic Principles and Applications", *The British Journal of Radiology* (Jul. 1999).
- Kaminsky et al, "Exchange of medical images via an universal magneto-optical disc interface", 1999.
- Karen Hartmann, et al., "Integrating Clinical Decision Support Technology to Existing Hospital Information Systems," 1996 Annual HIMSS Conference and Exhibition.
- Kathy Kincade, "Digital Processing: Wavelets Challenge JPEG in Image Compression," *Diagnostic Imaging*, pp. 125-127, dated Nov. 1997.
- KBMC Productions, CDRS-1100AUTOTPOperator's Manual (2002).
- Kenneth Weiner and George E. Levesque, "This Hospital's Like a Hotel!," 1996 Annual HIMSS Conference and Exhibition.
- Kevin J. Dombkowski, et al., "Using Electronic Data Interchange in Managed Care Performance Measurement," 1996 Annual HIMSS Conference and Exhibition.
- Kleinholz L. et al: "Multimedia and PACS. Setting the Platform for Improved and New Medical Services in Hospitals and Regions" Car '96 Computer Assisted Radiology. Proceedings of the International Symposium on Computer and Communication Systems for Image Guided Diagnosis and Therapy, Paris, France, Jun. 1996 (Jun. 1996), pp. 313-322, XP002083080 1996, Amsterdam, Netherlands, Elsevier, Netherlands ISBN: 0-444-82497-9.
- L. Verhoeven and E. G. Mast, "Coronary X-ray Angiography: 40 Years of Experience," *MedicaMundi*, vol. 43, Iss. 2, Sep. 1999.
- Landen Bain et al., "The Benefits and Implications of a Statewide Health Information Network for a Major Medical Center," 1996 Annual HIMSS Conference and Exhibition.
- Lee Mantelman, "TDF Launches ImageMail—A 'Fed.EXE' for Digital Documents," *Magazine*, Nov. 1996.
- Legacy System Integration Using Web Technology, RL Kennedy et al, Proc. of SPIE vol. 3980, PACS Design and Evaluation: Engineering and Clinical Issues, dated Feb. 2000.
- Leigh Ann Wise and Paul D. Mermelstein, "A Managed Care Demand Model for Ambulatory Care Services," 1996 Annual HIMSS Conference and Exhibition.
- Leland B. Cross, Jr., "Setting the Stage—The Risks of Integration," 1996 Annual HIMSS Conference and Exhibition.
- Leslie A. Scholten and Jon C. Hubble, "Automated Nursing Supply Stations—Gold Mine or Fool's Gold," 1996 Annual HIMSS Conference and Exhibition.
- Letter from J. Hofmann re "MedImage—Digital Image and Document Management," 3 pages, Dec. 15, 1997.
- Letter from Kenneth Lusnia at AGFA to Mike Cannavo at Image Management Consultants regarding PACS Quotation(s).
- Letter from L. Hein re: "*Datcard Systems, Inc. v. Codonics, Inc.*," dated Jan. 15, 2009.
- Letter from P. Nikolai re: "*Datcard Systems, Inc. v. Codonics, Inc.*," dated Jan. 20, 2009.
- Letter from T. Watson (Algotech) to M. Cannavo (Image Management Consultants), dated Apr. 8, 1998.
- Letters and Description concerning Mitra Image Vault, dated Nov. 29, 1997 to Jan. 12, 1998.
- Ligier, et al. Echange de dossiers d'imagerie du patient sur CD-ROM compatible DICOM Informatique et santé, 2000 (12):241-248 Springer-Verlag France.
- Lillian Yin, Letter re: 510(k) Notification (Nov. 19, 1997).
- Linda A. Keska, Letter re: Presentations (Oct. 1, 1999).
- Linda L. Nice and Gregory M. Archual, "A Team Uses Simulation and Benchmarking to Improve Radiology Performance," 1996 Annual HIMSS Conference and Exhibition.
- Linda Reeder, "Linking Outcomes—Based Documentation and Clinical Pathways With Automated Functions," 1996 Annual HIMSS Conference and Exhibition.
- Lockheed Martin Operating Instructions, Vantage Picture Archiving and Communication System, 5.0 Release, dated Aug. 1996.
- Lucy Molfetas, "Strategic CPR Issues: Benchmarking Paper Documentation Prior to Implementation," 1996 Annual HIMSS Conference and Exhibition.

(56)

## References Cited

## OTHER PUBLICATIONS

- M. Desrosiers, "The Multimedia CD ROM: An Innovative Teaching Tool for Endoscopic Sinus Surgery," J Laparoendosc Adv. Surg. Tech. A, Aug. 1998.
- M. Jafar Asadi and William A. Baltz, "Clinical Pathways Costing: The Key to Profitability—An Example to Improve Cost and Efficiency Using Activity-Based Costing," 1996 Annual HIMSS Conference and Exhibition.
- Mark A. Kaiser et al., "New Information Requirements for the New World of Managed Health Care," 1996 Annual HIMSS Conference and Exhibition.
- Mark Gross and Philip M. Lohman, "Technology and Tactics of Physician Integration," 1996 Annual HIMSS Conference and Exhibition.
- Mark H. Biddle, Esq., et al., "Integrating Telecommunications Systems Into the Evolving Health Care Delivery Environment," 1996 Annual HIMSS Conference and Exhibition.
- Mark Zaidel et al., "Interactive Web-Based Radiology Teaching File," Journal of Digital Imaging, vol. 12, No. 2, pp. 203-204, May 1999.
- Marsha A. Sutter and James A. Baker, "Redesigning the Medication Management System," 1996 Annual HIMSS Conference and Exhibition.
- Martha B. Tecca and Robert Garrett, "Radical Operating Improvement—Rational Approach for Ongoing Results," 1996 Annual HIMSS Conference and Exhibition.
- Mary Jean Barrett, RN, BSN, MBA, et al., "Concept to Reality: Strategic Approach for Supporting Managed Care Needs," 1996 Annual HIMSS Conference and Exhibition.
- Mary P. Anderson et al., "US Food and Drug Administration's Regulation of Software and Picture Archiving and Communication Systems," Journal of Digital Imaging, vol. 10, No. 3, p. 19, Aug. 1997.
- May T.: "Medical Information Security: The Evolving Challenge," 1998, IEEE doc #0-7803-4536-5/98 pp. 85-92.
- Medasys Digital Systems, About Medasys.
- Medasys Digital Systems, DICOM Conformance Statement.
- Medasys Digital Systems, DxNet HL7 Implementation Profile.
- Medasys Digital Systems, DxWin 2.0 Evaluation Version, "Readme.txt," dated 1997.
- Medasys Digital Systems, DxWin Guided Tour.
- Medasys Digital Systems, Medasys Product Line.
- Medasys Digital Systems, Ordering Information.
- Medasys Digital Systems, Tutorial.
- Medasys DX Win tm v2.0 Disc, produced in *Datcard v. Codonics* Civil Action No. SACV 08-00063 AHS.
- Medcon Ltd, Medcon's Telecardiology and Networked Archiving System for Cardiac Cath Labs.
- Med-e-Mail Technical Manual Version 1.0, Algotec, Copyright 2001.
- Medical image databases: a content-based retrieval approach, Tagare et al., J Am Med Inform Assoc. 1997.
- Medical Imaging Technology Associates, Preliminary Tapestry Users Guide, dated 1997.
- Medical Imaging Technology Associates, Tapestry Beta 2.0, Packaging.
- Medical Imaging Technology Associates, Tapestry Read Me, dated May 9, 1997.
- Medical Imaging Technology Associates, Tapestry Release Notes, dated May 8, 1997.
- Medical Imaging Technology Associates, Tapestry Version 1.0 Medical Image Review Software Demonstration, dated Jan. 1997.
- Medical Imaging web page for Image Archiving the ASP Way, dated Nov. 2000.
- Mediface, "PiView™ 3.0 User's Guide, part 1" dated Sep. 1999.
- Mediface, "PiView™ 3.0 User's Guide, part 2" dated Sep. 1999.
- Mediface, "PiView™ 3.0 User's Guide, part 3" dated Sep. 1999.
- Mediface, PiView 3 Manual, "ReadMe.txt".
- Mediface, PiView 3, "HowtoInstall.txt".
- Mediface, PiView 3, "ReadMe.txt".
- Mediface, PiView 3, Packaging.
- Mediface, PiView 3.0 (3.0.7.0) English Version, "ReadMe.txt," dated Nov. 10, 1999.
- Mediface, PiView 3.0, "DICOM Conformance Statement, Rev. 1.2-990903," dated 1999.
- Mediface, PiView 3rd, Screen Captures.
- Mediface, PiView, "ReadMe.txt".
- Mediface.com Disc, produced in *Datcard v. Codonics* Civil Action No. SACV 08-00063 AHS.
- MediLink Technical Manual Version 1.5, Algotec, Copyright 2001.
- Medimage ACOM.Convert DICOM Archiving & Viewing Station Software Vers. 4.42 User Manual, Sep. 5, 1999 (66 pages).
- MedImage Cardio-Viewing Disc, produced in *Datcard v. Codonics* Civil Action No. SACV 08-00063 AHS.
- MedImage Image Management System DICOM Conformance Statement, Vepro, dated May 8, 2000.
- MedImage Software Modules Brochure, Aug. 12, 1997, pp. 1-9.
- MedImage: Digital Image Management Product Brochure, Vepro Computersysteme, undated.
- MedImage: Digital Image Management, Vepro Computersysteme.
- MedImage: Digital Imaging in the Medical Science Webpages, Vepro.
- MediPrime DICOM Conformance Statement, Algotec, Latest Copyright 2000.
- MediStore Technical Manual Version 1.1, Algotec, Copyright 1999.
- MediSurf Product Brochure, Algotec Systems, undated.
- Medvision Visitran Disc, produced in *Datcard v. Codonics* Civil Action No. SACV 08-00063 AHS.
- Medvision, VisiTran-MD, "General Fact Sheet".
- Medvision, VisiTran-MD, "Managed Care Executives Fact Sheet".
- Medvision, VisiTran-MD, "Physician and Specialist Fact Sheet".
- Medvision, VisiTran-MD, Packaging.
- Medvision, VisiTran-MD, Screen Captures, dated 1997.
- Medvision, VisiTran-MD, Slide Show.
- Medweb Image Server DICOM Conformance Statement, Revision 2.1, dated Jul. 1, 1998.
- Meeting Notes: XRE / Camtronics, 3 pages, dated 1998.
- Mehta, A., et al., "Enhancing Availability of the Electronic Image Record for Patients and Caregivers During Follow-Up Care," Journal of Digital Imaging, vol. 12, No. 2, Supp. 1 May 1999, pp. 78-80.
- Mel Van Howe, M.B.A., "Introducing Managed Care Applications Into an Integrated Delivery System," 1996 Annual HIMSS Conference and Exhibition.
- Merge Connectivity Products: MergeArk, "webarchive.org" date "Sep. 16, 2000".
- Merge Technologies Incorporated, Setting the Course for Electronic Image Management (Feb. 1998).
- MergeWorks: A system of flexible building blocks that provide DICOM infrastructure for electronic image management, MergeTechnologies, Inc., "webarchive.org" date "Dec. 2, 1998."
- MergeWorks: Connect, MergeTechnologies, Inc., "webarchive.org" date "Dec. 3, 1998."
- MergeWorks: Datasheets, MergeTechnologies, Inc., "webarchive.org" date "Feb. 20, 1999."
- MergeWorks: Print, MergeTechnologies, Inc., "webarchive.org" date "Dec. 3, 1998."
- MergeWorks: Store, MergeTechnologies, Inc., "webarchive.org" date "Dec. 3, 1998."
- Meta Solutions, Inc., Meta Solutions, Inc. (1998).
- Michael A. Torres et al., "A Comprehensive Emergency Services Assessment," 1996 Annual HIMSS Conference and Exhibition.
- Michael Abiri & Nanda Kirpekar, "Designing a Request for Proposal for Picture Archiving and Communication System," Journal of Digital Imaging, vol. 10, No. 3, pp. 20-23, Aug. 1997.
- Michael C. Longo and Pete Lockhart, "Structured Cabling: Foundations for the Future," 1996 Annual HIMSS Conference and Exhibition.
- Michael E. Bettinger, "Tracking Critical Patient Information With a Social Work Activity Database," 1996 Annual HIMSS Conference and Exhibition.
- Michael G. Bissell and William E. Miller, "Reengineering Laboratory Operations," 1996 Annual HIMSS Conference and Exhibition.

(56)

**References Cited****OTHER PUBLICATIONS**

- Michael J. Cannavo, "Commentary: PACS and TeleRadiology: Who Pays the Bill?," *Diagnostic Imaging*, pp. P15-P17, dated Sep. 1998.
- Michael J. Cannavo, "PACS Integration: Info Network Integrates Islands of Automation," *Diagnostic Imaging*, pp. 25-27, dated Feb. 1998.
- Michael J. Hafner, "Effectiveness of Device Locations in the UIHC's Computerized Charting System," 1996 Annual HIMSS Conference and Exhibition.
- Micromedica, Rad—Radiological Automatic Digitizer—The Film and Paper DICOM Link.
- Micromedica, Sistema MICS—Medical Imaging Communication System.
- Minute Order (1) Taking Under Submission Defendant's Motion for Stay Pending Reexamination of the Patent-in-Suit; and (2) Removing the Matter From the Court's Feb. 2, 2009 Calendar, dated Jan. 27, 2009.
- Minutes, DICOM Standards Committee, Jan. 19-20, 1999.
- Minutes, DICOM Standards Committee, Jun. 22-23, 1999.
- Minutes: Working group 6 (base standard) DICOM standards committee., Dated Jun. 28, 1999.
- Mita Tapestry Medical Image Disc, produced in *Datcard v. Codonics* Civil Action No. SACV 08-00063 AHS.
- Mitchell S. Curtis and Austin Brown, "The Role of Information Systems in Medicaid Managed Care," 1996 Annual HIMSS Conference and Exhibition.
- Mitra About Us History webpage, printed Oct. 7, 2008, copyright dated 2001.
- Mitra Careers Testimonials webpage, printed Oct. 7, 2008, copyright dated 2001.
- Mitra CD Exchange Operator's Manual, dated 1997.
- Mitra CD Exchange Version 1.x Service Manual, dated 1998.
- Mitra CD Writer Conformance Statement, Rev. 1.4, dated Sep. 5, 1997.
- Mitra CD Writer Development & Quality Plan Rev 1.0, dated May 28, 1996.
- Mitra CD Writer Requirements Specification Addendum: Labeler, Rev 1.0, dated Sep. 23, 1997.
- Mitra CD Writer Requirements Specification, Rev. 1.3, dated Aug. 26, 1996.
- Mitra CD Writer Requirements Specification, Rev. 1.4, dated Oct. 6, 1997.
- Mitra CD Writer Service Tools Manual, dated Sep. 17, 1996.
- Mitra CD Writer Software Design Description, Software Rev. 1.0, Doc Rev. 1.0, dated May 21, 1996.
- Mitra CD Writer Software Design Description, Software Rev. 1.0, Doc Rev. 1.3, dated Aug. 26, 1996.
- Mitra CD Writer Software Design Description, Software Rev. 1.0, Doc Rev. 1.3, dated Sep. 25, 1997.
- Mitra CD Writer System Administration and GUI Manual, Ver. 1.0, dated Sep. 18, 1996.
- Mitra D217 Vault Requirements Specification Rev 1.0, dated Jan. 17, 1997.
- Mitra DICOM Conformance Statement Exhibit R3.1, Revision 2.1, dated Aug. 1, 1999.
- Mitra Image Vault Conformance Statement for CD Reading/Writer, Rev. 1.5, dated Nov. 14, 1997.
- Mitra Image Vault Product Description.
- Mitra Image Vault V. 1.2 Service Manual, dated 1998.
- Mitra Image Vault V. 1.2 User's Manual, dated 1998.
- Mitra IMPAX 3 Archive Requirements Specification, Rev. 2.1, dated Jan. 20, 1998.
- Mitra Implementation Specification for Vault Jul. 1 Release, Rev 0.2, dated Jun. 1, 1998.
- Mitra Installation Manual for CD Writer Software Ver. 0.2.0, Manual Rev. 1.2, dated Feb. 11, 1997.
- Mitra MVF Service Tools Draft, Release 2.2, dated 1998.
- Mitra MVF Service Tools Draft, Release 2.3, dated 1998.
- Mitra MVF Service Tools Draft, Release 2.4, dated 1998.
- Mitra Requirements Specification Vault 2.0, Rev. 2.6, dated Aug. 3, 1999.
- Mitra Vault Installation Guide V. 2.8, dated Aug. 5, 1999.
- Mitra Vault Installation Guide V. 2.9, dated Oct. 13, 1999.
- Mitra Vault Installation Guide V. 2.9.2, dated Oct. 29, 1999.
- Mitra Vault Installation Guide V. 2.9.3, dated Nov. 12, 1999.
- Mitra Vault Installation Guide V. 2.9.5, dated Jan. 6, 2000.
- Mitra Vault Installation Guide V. 2.9.6, dated Feb. 9, 2000.
- Mitra Vault Installation Manual, dated Jan. 14, 1998.
- Mitra Vault Requirements Specification Rev. 1.0, dated Jan. 17, 1997.
- Mitra Vault Service Tools Manual version 2.7.0, dated 1999.
- Mitra Vault Service Tools Manual version 2.8.0, dated Aug. 19, 1999.
- Mitra Vault Service Tools V. 2.6.0, dated 1999.
- Mitra Vault Service Tools V. 2.9.0, dated Oct. 13, 1999.
- Mitra Vault Service Tools V. 2.9.2, dated Oct. 29, 1999.
- Mitra Vault Service Tools V. 2.9.5, dated Jan. 6, 2000.
- Mitra Vault Service Tools V. 2.9.6, dated Feb. 9, 2000.
- Mitra Vault Version 2.2 Installation Manual, dated 1998.
- Mitra Vault Version 2.3 Installation Manual, dated 1998.
- Mitra Vault Version 2.4 Installation Manual, dated 1998.
- Mitsui Advanced Media Presentation Slides, apparently dated 2000.
- Multimedia image and data navigation workstation, O Ratib et al., *Radiographics* 17:2, Mar.-Apr. 1997.
- Murray A. Reicher, Film-Free Efficiency Four Years Experience.
- Murray A. Reicher, Film-Free Efficiency: Restructuring Work Flow to Decrease Costs and Improve Services.
- Murray A. Reicher, PACS and Film-Free Efficiency: Historical Perspective—Why past failure?—Why future success?
- Murray A. Reicher, Strategies for Surviving Managed Care: Networks vs. Mergers.
- North by Northwest: Initial Experience with PACS at Northwestern Memorial Hospital, DS Channin et al., *Proc. of SPIE* vol. 3980, PACS Design and Evaluation: Engineering and Clinical Issues, dated Feb. 2000.
- Notice of Abandonment, U.S. Appl. No. 09/781,605, dated Mar. 27, 2007.
- Notice of Allowance, U.S. Appl. No. 09/761,795, dated Oct. 12, 2007.
- Notice of Failure to Comply with Ex Parte Reexamination Request Filing Requirements (37 CFR 1.510(c)), Control No. 90/009,538, dated Aug. 27, 2009.
- Notice of Manual Filing, filed Jan. 16, 2009.
- Notice of Manual Filing, filed Jan. 26, 2009.
- Notice of Motion to Compel Compliance with Subpoena to Rimage Corporation, dated Jan. 19, 2009.
- Notice of Non-Compliant Preliminary Amend., U.S. Appl. No. 11/591,889, dated May 12, 2009.
- Office Action and Examiner's Interview Summ'y, U.S. Appl. No. 09/781,605, dated Dec. 8, 2005.
- Office Action in Ex Parte Reexamination of U.S. Pat. No. 7,302,164, Control No. 90/009,347, dated Oct. 1, 2009.
- Office Action, U.S. Appl. No. 09/753,792, dated Feb. 21, 2006.
- Office Action, U.S. Appl. No. 09/753,792, dated Feb. 6, 2008.
- Office Action, U.S. Appl. No. 09/753,792, dated Feb. 9, 2009.
- Office Action, U.S. Appl. No. 09/753,792, dated Jul. 23, 2004.
- Office Action, U.S. Appl. No. 09/753,792, dated Jun. 22, 2009.
- Office Action, U.S. Appl. No. 09/761,795, dated Apr. 22, 2005.
- Office Action, U.S. Appl. No. 09/761,795, dated Feb. 27, 2006.
- Office Action, U.S. Appl. No. 09/761,795, dated Oct. 20, 2006.
- Office Action, U.S. Appl. No. 09/761,795, dated Apr. 20, 2007.
- Office Action, U.S. Appl. No. 09/781,605, dated Feb. 27, 2003.
- Office Action, U.S. Appl. No. 09/781,605, dated Feb. 23, 2004.
- Office Action, U.S. Appl. No. 09/781,605, dated May 27, 2005.
- Ohyama, "ISAC (Image Save and Carry) Standardization", *Imaging Science and Engineering Laboratory Tokyo Inst. of Tech.* 4259, Nagatsuta, Midori-ku, Yokohama, 227 Japan, Copyright IEEE 1999.
- Okano et al, "Digital image in cardiology now and for the future", *Int J Card Imaging*, 1998.
- Okura, et al., Methods for efficient compressing and archiving medical digital motion images, *Medical Imaging 2000: PACS*

(56)

**References Cited****OTHER PUBLICATIONS**

Design and Evaluation: Engineering and Clinical Issues, Proceedings of SPIE, 2000, vol. 3980, pp. 7.

Order Granting DatCard's Application for an Order to File the Declaration of A. Rosenzweig Under Seal, dated Jan. 20, 2009.

Order Granting Motion for Stay Pending Outcome of Reexamination of Patent-in-Suit, dated Feb. 3, 2009.

Order Granting Request for Ex Parte Reexamination of U.S. Pat. No. 7,302,164, Control No. 90/009,347, mailed Jan. 30, 2009.

Oscar, Optical system for cine archiving and review, dated Feb. 1999.

Osiris Medical Imaging Disc, produced in *Datcard v. Codonics* Civil Action No. SACV 08-00063 AHS.

Osiris, "Welcome to the Osiris World!!"

Osiris, Osiris Imaging Software User Manual, Version 3.1, dated 1996.

Osiris, Osiris Imaging Software Version 3.1, Packaging.

OTech, OTech News vol. 2, Iss. 2 (1997).

Packing List, Product Release Checklist, Software Release, Shipping Checklist, email, and Packing Slip for Exchange V 1.0, dated Sep. 5, 1997.

Packing List, Shipping Checklist, Packing Slip, Product Release Checklist, Software Release Notes, and Engineering Software Release for Mitra Vault v. 0.9, dated Sep. 12, 1997 to Sep. 16, 1997.

PACS Databases and Enrichment of the Folder Manager Concept, KP Andriole et al., *Journal of Digital Imaging*, 13:1, Feb. 2003.

PACS Implementation Experiences: From In-house to Partnership to Advisory Board, HK Huang, Proc. of SPIE vol. 3980, PACS Design and Evaluation: Engineering and Clinical Issues, dated Feb. 2000.

PACS mini refresher course: Electronic imaging workstations: Ergonomic issues and the user interface, SC Horii, *Radiographics* 12:4, Jul. 1992.

PACS mini refresher course: Evaluation of requirements and planning for picture archiving and communication system, JC Honeyman et al., *Radiographics* 12:1, Jan. 1992.

PACS mini refresher course: Image archival technologies, MM Frost et al., *Radiographics* 12:2, Mar. 1992.

PACS mini refresher course: Introduction to the ACR-NEMA DICOM Standard, WD Bidgood & SC Horii, *Radiographics* 12:2, Mar. 1992.

PACS mini refresher course: Local area network topologies, media, and routing, BK Stewart., *Radiographics* 12:3, May 1992.

PACS mini refresher course: Network and ACR-NEMA DICOM protocols, SC Horii & WD Bidgood, *Radiographics* 12:3, May 1992.

PACS mini refresher course: Picture archiving and communication systems: An overview, RH Choplin et al., *Radiographics* 12:1, Jan. 1992.

PACS mini refresher course: Software suite for image archiving and retrieval, SR Seshadri et al., *Radiographics* 12:2, Mar. 1992.

PACS mini refresher course: System integration: Requirements for a fully functioning electronic radiology department, JM Boehme II and RH Choplin, *Radiographics* 12:4, Jul. 1992.

PACS mini refresher course: Three methods of implementing a picture archiving and communication system, HK Huang, *Radiographics* 12:1, Jan. 1992.

PACS mini refresher course: Wide area network strategies for teleradiology system, SJ Dwyer et al., *Radiographics* 12:3, May 1992.

PACS: Picture archiving and communication systems in biomedical imaging, HK Huang, Copyright 1996, pp. 396-401 and Table of Contents.

PacsCube User Manual / Installation Guide Version 4.1, 2006, pp. 1-63.

PacsPlus Viewer Disc, produced in *Datcard v. Codonics* Civil Action No. SACV 08-00063 AHS.

PacsPlus Viewer User Manual Version 2.1.4.

PacsPlus, ezDICOM—Drag & Drop Medical Image Viewer, Screen Captures.

PacsPlus, PacsPlus Packaging.

PacsPlus, PacsPlus Viewer User Manual: Version 2.1.4.

PacsPlus+ Product Brochure, Dynamic Healthcare Tech., undated. Pamela K. Wear, et al., "Building Security Models for Patient Identifiable Health Information," 1996 Annual HIMSS Conference and Exhibition.

Part four: Anontechnical introduction to DICOM, SC Horii, *Radiographics* 17:5, Sep.-Oct. 1997.

Pass Cube Products—Internet site—sales literature, dated Jan. 2, 2001.

Payment from Siemens Nixdorf to Mitra Imaging, dated Apr. 9, 1998.

Payments from AGFA Corporation to Impax Technology, dated from Nov. 22, 2000 to Dec. 29, 2000.

PerfectImage CD-R Order Interface API Programmer Guide, dated 2001.

Personal Notes, SNM 96, RE Zimmerman, dated Mar. 9, 2009, but may be from 1996.

Philip A. Katz, "Improving Competitive Position by Use of the Computerized Patient Record and Associated Technologies," 1996 Annual HIMSS Conference and Exhibition.

Philip G. Drew, Ph.D., "Signal-to-Noise: Surveys Attest to Growing Interest in PACS," pp. 21-22, dated Jan. 1998.

Philips Medical Systems, 510(k) Summary (Sep. 23, 1999).

Philips Medical Systems, DICOM Conformance Statement—CD-Medical Recorder for DCI Systems CDM 3300—Release 1.1 (Oct. 31, 1996).

Picture Archiving and Communication System (PACS): a Progressive Approach with Small Systems, M Osteaux et al., *European Journal of Radiology* 22 (1996) 166-174.

Picture Archiving and Communication Systems (PACS) in Medicine, Huang et al, Copyright 1991.

Plaintiff DatCard Systems, Inc.'s First Set of Requests for Production of Documents and Things to Defendant (Nos. 1-43), dated Apr. 3, 2008.

Plaintiff DatCard Systems, Inc.'s Fourth Set of Requests for Production of Documents and Things to Defendant (Nos. 112-225), dated Dec. 23, 2008.

Plaintiff DatCard Systems, Inc.'s Second Set of Requests for Production of Documents and Things to Defendant (Nos. 44-78), dated Oct. 22, 2008.

Plaintiff DatCard Systems, Inc.'s Third Set of Requests for Production of Documents and Things to Defendant (Nos. 79-111), dated Nov. 18, 2008.

Plans for AHA '98, Rev 3.0, dated Oct. 19, 1998.

Plans for RSNA '2000.

Preliminary Amendment, U.S. Appl. No. 11/591,889, filed Nov. 2, 2006.

Preliminary Amendment, U.S. Appl. No. 11/591,889, filed May 5, 2009.

Pre-Production Release Form and Packing Slip from Mitra Imaging Inc to Electromed International, dated Nov. 10, 1999.

Pre-Production Release Form MQF-9.3 re: Project AS300, Version 4.5.0 from Mitra Imaging to Electromed International, dated Nov. 9, 1999.

Printed Screen Shots and Help File Topics of Exhibit 382 to the Deposition of Stefan Delank, dated Jan. 30, 2009, *DatCard Systems, Inc. v. Codonics, Inc.*, Civil Action No. SACV08-00063 AHS (RNBx), U.S. District Court, Central District of California (Vepro Demonstration CD, © 1996-1999).

Product Showcase Webpage, Medical Imaging, Jan. 2000.

Product Showcase, "Automated DICOM Exchange Station" (Sorna Product Announcement), *Medical Imaging Magazine*, vol. 15, No. 1, Jan. 2000, p. 72.

Project DEPRAD (Deployable Radiology and Teleradiology System) in Bosnia/Hungary, SK Mun, Report Date Mar. 1997.

Proof of Service, dated Jan. 26, 2009.

Proposed Order Granting Codonics' Ex Parte Application for an Order to File Documents Under Seal.

Proposed Order Granting DatCard's Application for an Order to File the Declaration of A. Rosenzweig Under Seal, filed Jan. 16, 2009.

Proposed Order Granting Motion for Stay Pending Reexamination of the Patent-in-Suit, filed Dec. 12, 2008.

(56)

**References Cited****OTHER PUBLICATIONS**

Proposed Order Granting Motion for Stay Pending Reexamination of the Patent-in-Suit, filed Dec. 29, 2008.

Proposed Order re Defendant's Motion to Compel Compliance with Subpoena to Rimage Corp., dated Jan. 15, 2009.

ProVision Product Brochure, Algotec Systems.

Purchase Order from Acuson Corp. to Mitra Imaging, dated Apr. 30, 1997.

Purchase Order, Invoice, Packing Slip, Billing Statement, Work Order from Mitra Imaging to Electromed Imaging and Mitra History dated Sep. 5, 1997 to Sep. 20, 2000.

Purchase Orders from Agfa Division to Mitra Imaging, dated from Apr. 30, 1999 to Oct. 14, 1999.

Purchase Orders from Electromed International to Mitra Imaging, dated from Apr. 29, 1998 to Jan. 9, 2000.

Purchase Requisitions from Electromed International to Mitra Imaging, dated May 1, 1998.

R. L. (Vern) Davenport, et al., "Understanding and Assessing CHIN Network Technology," 1996 Annual HIMSS Conference and Exhibition.

R.D. Cox et al., "Transparent Image Access in a Distributed Picture Archiving and Communications System: The Master Database Broker," *Journal of Digital Imaging*, vol. 12, No. 2, pp. 175-177, May 1999.

Radin Medical Imaging Solutions, produced in *Datcard v. Codonics* Civil Action No. SACV 08-00063 AHS.

Radiology and computer science, LV Ackerman, *Radiographics* 11:6, Nov. 1991.

Radiology Costs by Modality.

Radiology Service Partners, LLC, Re-Engineering Radiology (1997).

RadNotes: A novel software development tool for radiology education, AB Baxter et al., *Radiographics* 17:3, May-Jun. 1997.

RadWorks Product Line, Version 2.1 Product Catalog, Applicare Medical Imaging B.V., "Summer 1997".

Raffaele Noro et al., "Real-Time Telediagnosis of Radiological Images through an Asynchronous Transfer Mode Network: the ARTeMeD Project," *Journal of Digital Imaging*, vol. 10, No. 3, pp. 116-121, Aug. 1997.

Ralph T. Wakerly, et al., "Planning for the Four Stages of Health Information Network Development," 1996 Annual HIMSS Conference and Exhibition.

Ramesh C. Verma et al., "Picture Archiving and Communication System—Asynchronous Transfer Mode Network in a Midsized Hospital," *Journal of Digital Imaging*, vol. 10, No. 3, pp. 99-102, Aug. 1997.

Ratib, et al., Self contained off-line media for exchanging medical images using DICOM-complaint standard, *Medical Imaging 2000: PACS Design and Evaluation: Engineering and Clinical Issues*, Proceedings of SPIE, 2000, vol. 3980.

RDI Xscan32 Radiographic Digital Imaging Disc, produced in *Datcard v. Codonics* Civil Action No. SACV 08-00063 AHS.

RDI, Cobrascan X-Ray Film Digitizers: Technical Specifications.

RDI, Cobrascan, Company Information.

RDI, Cobrascan, Presentation dated 1999.

RDI, Cobrascan, Set-Up and Maintenance.

RDI, Cobrascan, Xscan32 Imaging Software, Version 2.10, Users' Guide, dated 1999.

RDI, Welcome to RDI Cobrascan Interface Help!

RDI, Xscan Radiology Application, Version 2.10, Screen Captures.

RDI, Xscan32 Function Key Template.

RDI, Xscan32, Getting Started.

RDI, Xscan32, The Communications Module.

RDI, Xscan32, Using Xscan32.

RDI, Xscan32: The Total Imaging Software Solution, Presentation.

Reading Station with Ambassador Product Webpage, DR Systems, Inc., dated Jan. 26, 1998.

Redacted Email regarding "Vepro: Description of Systems," dated Mar. 26, 1999.

Redacted First Amendment to Apr. 8, 1998 Purchase Agreement between General Electric Co. and VEPRO, dated May 28, 1999.

Redacted Offer from VEPRO to GE Medical Systems for MedImage Digital Film Recording & CD-R Archiving Station/19" Monitor Color, Upgrades, and Installation, dated Mar. 4, 1999.

Redacted Purchase Agreement between General Electric Co. and VEPRO, dated Apr. 8, 1998.

Redacted Purchase Agreement between General Electric Co. and VEPRO, dated Nov. 22, 1999.

Reiber et al., "The effect of DICOM on QCA and clinical trials", *Int J Card Imaging*, 1998.

Release 3 IMPAX Application Manual, V. 1.8.4, dated Feb. 13, 1997.

Reply by Patent Owner to Non-Final Office Action Under 37 C.F.R. § 1.111 and Request for Reconsideration, Control No. 90/009,347, dated Dec. 1, 2009.

Reply by Patent Owner to Final Office Action Under 37 C.F.R. § 1.116, Control No. 90/009,347, dated Jun. 4, 2010.

Request for Ex Parte Reexamination of U.S. Pat. No. 7,302,164 and Petition Under 37 C.F.R. § 1.183 to Suspend the Rules, Control No. 90/009,538, mailed Aug. 7, 2009.

Request for Ex Parte Reexamination of U.S. Pat. No. 7,302,164, Control No. 90/009,347, mailed Nov. 26, 2008.

Requirement for Restriction / Election, U.S. Appl. No. 09/753,792, dated Mar. 6, 2007.

Requirement for Restriction / Election, U.S. Appl. No. 09/753,792, dated Nov. 13, 2006.

Research and development progress report, UCLA medical imaging division PACS / Teleradiology, dated Feb. 1995.

Response to Feb. 27, 2003 Office Action, U.S. Appl. No. 09/781,605, filed May 27, 2003.

Response to Jul. 2, 2003 Office Action with RCE, U.S. Appl. No. 09/781,605, filed Dec. 30, 2003.

Response to Feb. 23, 2004 Office Action, U.S. Appl. No. 09/781,605, filed Aug. 20, 2004.

Response to Jan. 12, 2005 Office Action with RCE, U.S. Appl. No. 09/781,605, filed May 10, 2005.

Response to Apr. 22, 2005 Office Action, U.S. Appl. No. 09/761,795, filed Oct. 24, 2005.

Response to May 27, 2005 Office Action, U.S. Appl. No. 09/781,605, filed Oct. 27, 2005.

Response to Dec. 8, 2005 Office Action and Applicants' Interview Summaries, U.S. Appl. No. 09/781,605, filed Jun. 8, 2006.

Response to Oct. 20, 2006 Office Action, U.S. Appl. No. 09/761,795, filed Dec. 7, 2006.

Response to Feb. 27, 2007 Office Action, U.S. Appl. No. 09/761,795, filed Jul. 2, 2006.

Response to Apr. 20, 2007 Office Action with Applicants' Interview Summary and Declaration of Ken Wright Under 37 C.F.R. § 1.132, U.S. Appl. No. 09/761,795, filed Jul. 20, 2007.

Response to Apr. 8, 2009 Restrict. Req., U.S. Appl. No. 11/591,889, filed May 5, 2009.

Response to May 12, 2009 Notice of Non-Compliant Preliminary Amend., U.S. Appl. No. 11/591,889, filed May 14, 2009.

Response to Office Action dated Feb. 21, 2006, U.S. Appl. No. 09/753,792, dated Aug. 24, 2006.

Response to Office Action dated Feb. 6, 2008, U.S. Appl. No. 09/753,792, dated May 6, 2008.

Response to Office Action dated Feb. 9, 2009, U.S. Appl. No. 09/753,792, dated Mar. 27, 2009.

Response to Office Action dated Jul. 23, 2004, U.S. Appl. No. 09/753,792, dated Aug. 25, 2009.

Response to Office Action dated Jul. 23, 2004, U.S. Appl. No. 09/753,792, dated Jan. 28, 2005.

Response to Office Action dated Jun. 22, 2009, U.S. Appl. No. 09/753,792, filed Aug. 25, 2009.

Restriction Requirement, U.S. Appl. No. 11/591,889, dated Apr. 8, 2009.

Restriction Requirement, U.S. Appl. No. 11/591,889, dated Jul. 17, 2009.

Revised Preliminary Amendment, U.S. Appl. No. 11/591,889, filed May 14, 2009.

Revised Response to Apr. 8, 2009 Restrict. Req., U.S. Appl. No. 11/591,889, filed May 14, 2009.

(56)

**References Cited****OTHER PUBLICATIONS**

Rhonda Delmater, "Multi-Media Messaging: An Emerging Vision for Health Care Delivery," 1996 Annual HIMSS Conference and Exhibition.

Richard A. Crabtree, "Pay for Extra Performance," 1996 Annual HIMSS Conference and Exhibition.

Richard B. H. Graham and Karen K. Geisler, "Achieving Results: Implementation of Best Practices in Patient Financial Services," 1996 Annual HIMSS Conference and Exhibition.

Richard I. Skinner, et al., "Ambulatory Information Systems for Managed Care," 1996 Annual HIMSS Conference and Exhibition.

Richard J. Linderman, "Reengineering Transcription Services to Reduce Costs and Improve Service Quality," 1996 Annual HIMSS Conference and Exhibition.

Richard K. Wertz, "CD-ROM: A New Advance in Medical Information Retrieval," JAMA, vol. 256, No. 24, pp. 3376-3378, Dec. 26, 1986.

Richard L. Brandon and John Robinette, "Redesign of Decedent Care System Provides Compassion, Responsiveness, and Security," 1996 Annual HIMSS Conference and Exhibition.

Richard P. Corley, et al., "Infrastructure Requirements for Rapidly Changing Hospital Delivery Systems," 1996 Annual HIMSS Conference and Exhibition.

Ricky K. Taira et al., "A Concept-Based Retrieval System for Thoracic Radiology," Journal of Digital Imaging, vol. 9, No. 1, pp. 25-36, Feb. 1996.

RiDATA disc, undated.

Rimage Corporation's Certificate of Service, dated Jan. 20, 2009.

Rimage Corporation's Cross-Motion to Quash the Subpoena to Rimage Corporation, dated Jan. 20, 2009.

Rimage Corporation's Memorandum of Law in Opposition to Codonics' Motion to Compel and Cross-Motion to Quash Subpoena, dated Jan. 20, 2009.

Rimage Corporation's Notice of Cross-Motion to Quash Subpoena to Rimage Corporation, dated Jan. 20, 2009.

Robert Bowman, et al., "Building and Maintaining Today's Networks," 1996 Annual HIMSS Conference and Exhibition.

Robert Copple, PE, et al., "Developing a Methodology to Drive Patient Care Unit Consolidation," 1996 Annual HIMSS Conference and Exhibition.

Ronald L. Johnson, "Trends in the Health Care Vendor Marketplace," 1996 Annual HIMSS Conference and Exhibition.

Rosemary Nelson, et al., "Outcomes of Telemedicine Services . . . Patient and Medicolegal Issues," 1996 Annual HIMSS Conference and Exhibition.

RSNA '98—"Science to Practice"—Informational Proof Report, dated Apr. 6, 1998.

RSNA '99 Destination Digital, produced in *Datcard v. Codonics* Civil Action No. SACV 08-00063 AHS.

Rudy J. Crespin, et al., "Establishing World Wide Web Presence: Guidelines for Health Care Organizations," 1996 Annual HIMSS Conference and Exhibition.

Ruediger Simon, "DICOM: State of the Standard in 1999," undated.

Ruediger Simon, "DICOM: State of the Standard in 1999,"

Ruling Granting Defendant's Motion for a Stay of Proceedings Pending Reexamination of the Patent-in-Suit, dated Feb. 3, 2009.

Saha, S., "The New Age Electronic Patient Record System," Proceedings of the 1995 Fourteenth Southern Biomedical Engineering Conference, Apr. 7-9, 1995, pp. 134-137.

Sales Order Packing Slip, Trex Medical Corp., dated Jun. 27, 2000.

Sallie Williams, et al., "The Inside Story on Chin Implementation: CIO's First Hand Experience," 1996 Annual HIMSS Conference and Exhibition.

Sampler I Learning File Arc Disc, produced in *Datcard v. Codonics* Civil Action No. SACV 08-00063 AHS.

Sara Lafrance, "Security vs. Access: A New Health Care Dilemma," 1996 Annual HIMSS Conference and Exhibition.

SeeMor version 3—Demo Version Disc, produced in *Datcard v. Codonics* Civil Action No. SACV 08-00063 AHS.

Selections from: A generic hospital PACS RFP presented to the Seventh RIS-PACS School, Georgetown University Medical Center, JH Perry, Dated Jul. 9, 1997.

Sencor—Internet site—sales literature, dated Jan. 3, 2001.

Senographe 2000 D Review WorkStation DICOM V3.0 Conformance Statement, GE Medical Systems, Copyright 1999-2003.

Sheldon I. Dorenfest, CPA, MBA, "Emerging Trends in Health Care Information Systems: Increasing Focus on Process Improvement Benefits Through Clinical Automation," 1996 Annual HIMSS Conference and Exhibition.

Shelly Miller, "Selecting and Implementing Local Facilities and Services from Competitive Providers," 1996 Annual HIMSS Conference and Exhibition.

Shipping Checklists and FedEx Manifests from Mitra Imaging to Electromed International, dated Sep. 5, 1997 and Sep. 12, 1997.

Short Instructions: DICOM Communication by HIPAX, dated 1995-1999.

Siemens DICOM 3.0 Conformance Statement, DICOMLink v1.2 for ICON, Copyright 1998.

Siemens Health Services, Sienet—DICOM Conformance Statement: MagicView 50 Versions VA10A, VA10B and VA10C Revision 2.0 (Nov. 13, 1997).

Siemens Health Services, Sienet MagicRead Film Digitizers.

Siemens Health Services, Sienet MagicStore Classic / Sienet MagicStore Advance / P Advance: Information Management, Image Storing and Archiving System.

Siemens Health Services, Sienet MagicView Software Version VA31.

Siemens Medical Systems, Inc., ACOM.Convert DICOM Conformance Statement (Sep. 15, 1999).

Siemens Medical Systems, Inc., ACOM.M/B 2.2 Basic System DICOM Conformance Statement (May 21, 1999).

Siemens Medical Systems, Inc., ACOM.Report VA01A DICOM Conformance Statement (Sep. 17, 1999).

Siemens Medical Systems, Inc., ACOM.Report VA02A DICOM Conformance Statement (Dec. 21, 2001).

Siemens Medical Systems, Inc., ACOM.Web VA21A DICOM Conformance Statement (Mar. 9, 2000).

Siemens Medical Systems, Inc., ACOM.Web VA21C DICOM Conformance Statement (Mar. 21, 2001).

Siemens Medical Systems, Inc., Fast, secure, reliable Sienet Enterprise PACS (1998).

Siemens Medical Systems, Inc., MagicView 1000 Softcopy reading with advanced 3D processing customized to your preferences (1998).

Siemens Medical Systems, Inc., MagicView 300 Enterprise-wide clinician viewing of images and reports (1998).

Siemens Medical Systems, Inc., MagicView CT/MR (1999).

Siemens Medical Systems, Inc., PACS Planning & Integration Services (1998).

Siemens Picture Archiving and Communication System Proposal for Huntsville Hospital, dated Apr. 8, 1999.

Siemens Sienet DICOM Conformance Statement MagicView 300 Version VA30A, Revision 8.0, Copyright 2000.

Siemens Sienet MagicView 50 Teleradiology System Webpage, Ovid Technologies, Inc., Copyright 2000-2007.

Siemens, Sienet CameraServer II.

Siemens, Sienet MagicView 1000: Volume Rendering Technique.

Siemens, Sienet MagicView 300, Copyright Apr. 2001.

Siemens, The future of radiology today—Sienet installations around the world.

Sienet MagicStore VB22D DICOM Conformance Statement, Siemens Health Services, dated May 11, 2000.

Sienet Sky DICOM Conformance Statements Webpage, Siemens Healthcare, Copyright 2002-2008.

Sohard AG, Radin Version 2.0, dated Nov. 2002, Screen Captures.

Solicitation for Digital Imaging Network—Picture Archiving and Communication System, Jan. 21, 1997.

Sonya Donaldson, Kodak Picture CD—Software Review—Evaluation (Oct. 2000).

Sorna, FilmX Sell Sheet, dated Mar. 3, 2000.

Source code for Cedar SDK application, dated Mar. 25, 1999 to Sep. 27, 1999.



(56)

**References Cited****OTHER PUBLICATIONS**

- Sridhar B. Seshadri, "Market Scan: PACS Market Migrates to 'Early Majority' Users," *Diagnostic Imaging*, pp. 207-211, dated Nov. 1997.
- Stan Wiebe, "Information Systems Planning for an Urban/Rural Integrated Delivery System," 1996 Annual HIMSS Conference and Exhibition.
- Steinhart Medizinsysteme, Hipax Multi-Monitor System.
- Steinhart Medizinsysteme, Product Information: Hipax System: Medical Image Processing and Communication.
- Stephen M. Pomerantz, M.D., "First Person: Soft-Copy Interpretation Finally Surpasses Film," *Diagnostic Imaging*, pp. 37-39, dated Mar. 1998.
- Stephen M. Smith, Cpt., "Mailed Appointment Reminders: An Analysis of Their Cost-Effectiveness," 1996 Annual HIMSS Conference and Exhibition.
- Steve Neal and Cynthia L. Brown, "Case Study: Interactive Video Communications in Health Care," 1996 Annual HIMSS Conference and Exhibition.
- Steven C. Horii, DICOM: The Essentials.
- Steven C. Horii, M.D., "Informatics: Workstation Priorities: Automation, Integration," *Diagnostic Imaging*, pp. 40-45, dated Jan. 1998.
- Subpoena for the production of documents and things issued by Codonics, Inc. to Agfa Corporation, *DatCard Systems, Inc. v. Codonics, Inc.*, SACV 08-00063 AHS (RNBx), C.D. Cal., dated Jun. 6, 2008.
- Supplemental Amendment, U.S. Appl. No. 09/753,792, dated Oct. 20, 2008.
- Sylvia K. Dowding, "On the Road to Staff Reengineering," 1996 Annual HIMSS Conference and Exhibition.
- TDK Electronics Corp., Invoice (2000-2001).
- TDK medical—Internet site—sales literature.
- TDK Medical, Medical CD Recording Station Planning and Installation Manual (2001).
- TDK Medical, Quotation and Technical Specification: TDK's CDRS-1100AD (Jul. 17, 2003).
- TDK Medical, Quotation and Technical Specification: TDK's CDRS-1100AUTOTP (Jul. 17, 2003).
- TDK, TDK CDRS-1100AD Medical CD Recording Station.
- Teleradiology Remote Viewing Disc, produced in *Datcard v. Codonics* Civil Action No. SACV 08-00063 AHS.
- The All-Digital Department Moves to the Web, L. Barbaras et al., *Clinical Data on the WWW*, Copyright 1996, posted Jul. 12, 1996.
- The Evolution of Electronic Imaging in the Medical Environment, BJ Erickson and NJ Hangiandreou, *Journal of Digital Imaging*, 11:3, Supp 1, Aug. 1998.
- The Imaging Resource, The Imaging Resource Digital Photography Newsletter, vol. 1, No. 3 (Oct. 22, 1999).
- The Impact of Understanding Your Margins.
- The Role of Information Systems in Radiology.
- Thomas G. Tape, MD, et al., "Designing a Clinician User-Interface for a Health Care InformationSystem," 1996 Annual HIMSS Conference and Exhibition.
- Thomas H. Hendershott, "Evaluating Process Change Proposals in an Outpatient PharmacyUsing Simulation," 1996 Annual HIMSS Conference and Exhibition.
- Thomas W. Smith and Loren N. Jacobson, "Are You Really Ready for CHINs?," 1996 Annual HIMSS Conference and Exhibition.
- Tom B. Wilson, Ph.D., "Healthcare Handoffs Across a Wide Area: A Groupware Solution," 1996 Annual HIMSS Conference and Exhibition.
- Tony Rickards, "What is DISC Birmingham 96?" Jul. 24, 1996.
- Tony Rickards, DICOM Tutorial: ESC Annual Meeting Birmingham (Aug. 1996).
- Tracey D. Holden, et al., "Nuts and Bolts Approach to Project Management," 1996 Annual HIMSS Conference and Exhibition.
- Transcript of Videotaped Deposition of Stefan Delank, dated Jan. 30, 2009, *DatCard Systems, Inc. v. Codonics, Inc.*, Civil Action No. SACV08-00063 AHS (RNBx), U.S. District Court, Central District of California.
- TREX Unicath SP Webpage, undated.
- TREXnet HR Architecture Slides, undated.
- TREXnet HR CCD Camera Setup Software Slides, undated.
- TREXnet HR Cisco Catalyst 4000 Series Network Switches Slides, undated.
- TREXnet HR DICOM Media Conformance Statement, Trex Medical Corp., dated Jun. 29, 1998.
- TREXnet HR Digital Image System Service Tool Software Slides, undated.
- TREXnet HR Digital Imaging System Overview Slides, undated.
- TREXnet HR Network Configuration Slides, undated.
- TREXnet HR Networking Fundamentals Slides, undated.
- TREXnet HR Price Book, dated 2000.
- TREXnet HR Product Brochure, undated.
- TREXnet HR Product Overview Slides, undated.
- TREXnet HR Service Training Slides, undated.
- TREXnet HR Software Overview Slides, undated.
- TREXnet HR System Installation Slides, undated.
- TREXnet HR The Next Generation in Cardiac Information Management Slides, undated.
- TREXnet HR Windows NT Troubleshooting Tools, undated.
- TREXnet HR: Networked Image Management System Product Brochure, Trex Medical Corp., undated.
- U.S. Department of Health and Human Services, Food and Drug Administration, Center for Devices and Radiological Health, Guidance for Industry—Guidance for the Submission of Premarket Notifications for Medical Image Management Devices (Jul. 27, 2000).
- UCSF Radiological Informatics Research: A Progress Report, Feb. 1996.
- UCSF Radiological Informatics Research: A Progress Report, Feb. 1997.
- Universal Connectivity: Now and tomorrow, Radiological Society of North America, Founded in 1915.
- User Manual for MedImage: DICOM Archiving & Viewing Station, Vepro Computersysteme, dated May 9, 2000.
- User's Guide for ImageAXS Pro-Med (Windows), Digital Arts & Sciences, Copyright 1998.
- User's Manual for Medical Imaging and Communication System (Version 3), HiPax, Copyright 2000.
- Using a Kodak Photo CD Technology for Preservation and Access: A Guide for Librarians, Archivists, and Curators, AR Kenney and OY Reiger, dated as "Web links confirmed as of Apr. 30, 1998."
- Using Experience with Bidirectional HL7—ACR-NEMA Interfaces between the Federal Government HIS/RIS and Commercial PACS to Plan for DICOM, Peter M/ Kuzmak et al., SPIE vol. 2435.
- UTech Product Brochure, UTech Products, Inc., dated Nov. 28, 1997.
- Van Meurs, "Information management in the cardiology department. An analysis of current options for replacing cinefilm", *Int J Card Imaging*, 1995.
- Vault Installation Guide V. 2.9.4, dated Nov. 25, 1999.
- Vault Service Tools V. 2.9.3, dated Nov. 12, 1999.
- Vault Service Tools: Create Privilege Levels and Document Overview: vault\_install.pdf.
- Vault v2.0 Hazard Analysis Report Rev 1.1, dated May 17, 1999.
- Vepro Computersysteme GmbH, "Cardio-Viewing Station," dated 1997.
- Vepro Computersysteme GmbH, "Readme," dated Sep. 16, 1997.
- Vepro Computersysteme GmbH "MedImage®: The Image Management System: DICOM Archiving & Viewing Station: Software Vers. 4.42," Pfungstadt, Germany, dated Jan. 26, 2000.
- Vepro Computersysteme GmbH, 510(K) Summary (Jun. 6, 1997).
- Vepro Computersysteme GmbH, Help File.
- Vepro Computersysteme GmbH, MedImage the Image Management System—ACOM.Convert DICOM Archiving & Viewing Station, Software Vers. 4.42 (May 9, 1999).

(56)

**References Cited****OTHER PUBLICATIONS**

Vepro Computersysteme GmbH, MedImage the Image Management System—Digital Film Recording Station, Software Version 4.40 (Oct. 28, 1999).

Vepro Computersysteme GmbH, MedImage: DICOM Archiving & Viewing Station, Software Vers. 4.42, User-Manual, dated May 9, 2000.

Vepro Computersysteme GmbH, Packaging.

Vepro Computersysteme, Email re: MedImage Cardio/Angio Viewing Station; MedImage Image Server; MedImage CD-ROM Jukebox Server; MedImage DICOM 3.0 Server Akquisition Station; Cardio—Viewing Station; MedImage Digital Filmrecording & CD-R Archiving Station (Dec. 22, 1997).

Vepro GmbH, Invoices re: MedImage Cardio/DICOM Viewing Software (1998).

Vepro MedImage Cardio-/DICOM Viewing Software Vers. 4.41 Disc, undated.

Vepro MedImage Disc, Paediatricische Kardiologie Univ. Heidelberg: INF 150-153, 69120 Heidelberg, dated Apr. 28, 1999.

Vepro Medimage Printout, Pädiatrische Kardiologie Universitätsklinik Heidelberg: INF 150-153, 69120, dated Jan. 30, 2009.

Vepro, 17 Years Computer Experience; Company Profile; Letter re: Software Evaluation; Email re: Software Evaluation (Feb.-Mar. 1998).

Vepro, Cardio-Network Chart for Porter Hospital, Denver, undated.

Vepro, Cardio-Network, dated Feb. 19, 1999.

Vepro, Centura Health Purchase Order Confirmation, dated Sep. 30, 1999.

Vepro, Centura-Porter Advertist Hospital Training Reports, dated 1999.

Vepro, Certificate for the Quality Assurance System (Feb. 12, 2004).

Vepro, Diagram of a Digital Cath-Lab, dated Feb. 19, 1999.

Vepro, External Installation of the Cardio Recording Station NFA.

Vepro, MedImage Cardio Viewing Station Extended, Version 4.41.03, “About Cardio Viewing Station,” dated 1998.

Vepro, MedImage Cardio Viewing Station Extended, Version 4.41.03, Help File.

Vepro, MedImage Cardio Viewing Station Extended, Version 4.41.03, Screen Captures.

Vepro, MedImage Cardio Viewing Station Extended, Version 4.41.05, “About Cardio Viewing Station,” dated 1999.

Vepro, MedImage Cardio Viewing Station Extended, Version 4.41.05, Help File.

Vepro, MedImage Cardio Viewing Station Extended, Version 4.41.05, Screen Captures.

Vepro, Product Sheet: Image/Film Archive Server, dated Feb. 19, 1999.

Vepro, Product Sheet: Image/Film Jukebox Server, dated Feb. 19, 1999.

Vepro, Purchase Order from Centura Health, dated Sep. 30, 1999.

Vepro, Serial Number Records for Project Denver, dated Nov. 25, 1999.

Vepro, Viewing Software Handbook, Viewing Software Version 4.41 (Oct. 7, 1998).

Verda Weston, et al., “Reengineering and Technology—Building a Strong Foundation for the CPR,” 1996 Annual HIMSS Conference and Exhibition.

Voxar 3D View Disc, produced in *Datcard v. Codonics* Civil Action No. SACV 08-00063 AHS.

Voxar, Plug ‘n View 3d 2.1 (Demonstration), “readme.txt,” dated Nov. 12, 1999.

Voxar, Plug ‘n View 3d, “What is ‘Plug ‘n View 3d’?”

Voxar, Plug ‘n View 3d, Packaging.

Voxar, Plug ‘n View 3d, Screen Captures.

W. Brent Peterson, “Strategies for Ambulatory Care Scheduling,” 1996 Annual HIMSS Conference and Exhibition.

Wayne M. Gray, FHIMSS et al., “Planning and Developing of a Statewide Health Information Network,” 1996 Annual HIMSS Conference and Exhibition.

Web Technology and its Relevance to PACS and Teleradiology, W DeJarnette, Applied Radiology, dated Aug. 2000.

Weterings et al., “Integrated image storage solution for the Cath department”, Int Card Imaging, Oct. 1998.

William F. Andrew, ME, PE, et al., “The Computer-Based Patient Record: An Essential Technology for Healthcare,” 1996 Annual HIMSS Conference and Exhibition.

William H. Crawford, et al., “EIS Unplugged,” 1996 Annual HIMSS Conference and Exhibition.

William J. Ahrens and Gerard M. Nussbaum, “The Help Desk and the Integrated Clinical Information System,” 1996 Annual HIMSS Conference and Exhibition.

William P. Vrooman, et al., “Benefits Realization Analysis of a Clinical Information System,” 1996 Annual HIMSS Conference and Exhibition.

Word Count Compliance Certificate Regarding Defendant’s Memorandum in Support of Motion to Compel Compliance with Subpoena to Rimage Corporation, dated Jan. 15, 2009.

Work Order, Purchase Order, Bill of Lading, Commercial Invoice, Packing List, and email concerning Vault System shipment to Institute de Cardiologie de Montreal, dated May 1, 1998.

Work Orders from Mitra Imaging to Electromed International, dated May 1, 1998.

XRE Installation Entry Form.

Docket Sheet for case *DatCard Systems, Inc. v. Pacsgear, Inc.*, Civil Action No. SACV10-1288 DOC (VBKx), U.S. District Court, Central District of California, Feb. 8, 2012.

Docket Sheet for case *DatCard Systems, Inc. v. Data Distributing, Inc.*, Civil Action No. SACV11-1434 DOC (VBKx), U.S. District Court, Central District of California, Feb. 8, 2012.

DatCard’s Reply in Support of its Motion for Separate Bench Trial on Inequitable Conduct, dated Jan. 30, 2011 (typographical error in document, should be 2012).

DatCard’s Reply in Support of its MSJ that ‘164, ‘174, ‘597 and ‘157 Are Not Invalid Under 35 U.S.C. § 102, dated Jan. 30, 2012.

Pacsgear’s Reply in Support of its MSJ of Invalidity and Non-Infringement of the “Timeout” Patent, dated Jan. 30, 2012.

Pacsgear’s Reply [Public Version] in Support of its MSJ of Invalidity of the “Search/Burn” and “HIPAA” Patents, dated Jan. 30, 2012.

Memorandum in Support of DatCard’s Motion for Separate Bench Trial on Inequitable Conduct, dated Jan. 16, 2012.

Memorandum in Support of DatCard’s Motion for Summary Judgment that the ‘164, ‘174, ‘597, and ‘157 Patents are Not Invalid Under 35 USC 102, dated Jan. 16, 2012.

Memorandum in Support of Pacsgear’s Motion for Summary Judgment of Invalidity of “Search/Burn” and “HIPAA” Patents, dated Jan. 16, 2012.

Memorandum in Support of Pacsgear’s Motion for Summary Judgment of Non-Infringement and Invalidity of the “Timeout” Patent, dated Jan. 16, 2012.

Deposition of Jack Cusma of the Mayo Clinic taken Aug. 24, 2011.

Deposition of Robert Petrocelli taken Oct. 3, 2011.

Deposition of Cyrus Samari taken Aug. 23, 2011.

Arenson R.L., Seshadri S.B., Kundel H.L., DeSimone D., Van der Voorde, et al.: Clinical evaluation of a medical image management system for chest x-rays. *AJR* 1988; 150:55-59.

Arenson R.L., Seshadri S.B., Stevens J.F., Van der Voorde F.: The overlapping domains and interface between radiology information management system and medical image management system (PACS). *Proceedings Computer Assisted Radiology* 1987. Berlin, Springer-Verlag: 855-865.

Cao F, Huang H.K., Zhou X.Q.: Medical image security in a HIPAA mandated PACS environment. *Computer Med. Imaging and Graphics* 2003; 27 (2-3): 185-96.

First Consulting Group for the American Hospital Association: The Impact of the Proposed HIPAA Privacy Rule on the Hospital Industry. Dec. 2000.

Fischer, H.W.: Radiology Departments: Planning, Operation, and Management. Ann Arbor, MI; Edwards Brothers, Inc. 1982: Chapter 7; Communication: 263-273.

Federal Register, 45 C.F.R. Part 142, Security and Electronic Signature Standards; Proposed Rule, Part III. Aug. 12, 1998.

(56)

**References Cited****OTHER PUBLICATIONS**

Health Insurance Portability and Accountability Act, 1996, various statements and materials pertaining to the legislation and regulations promulgated thereunder ("HIPAA").

Heartlab DicomView User's Guide, Copyright 1998.

Horii, S.C.: DICOM, Chapter 4 in: Kagadis, G.C., Langer, S.C.: Informatics in Medical Imaging. CRC Press, Boca Raton, FL, 2011: 41-67.

Inamura, K., et al.: A trial of PACS employing magneto-optical disks. SPIE vol. 1234 Medical Imaging IV: PACS System Design and Evaluation 1990: 50-59.

Levin, K., Fielding, R.: Methods to prefetch comparison images in image management and communication systems (IMAC). Proceedings of SPIE 1980; 1234: 270-274.

Ligier, Y., Ratib, O., Girard, C., Logean, M., Trayser, G.: Distributed file management for remote clinical image viewing stations. Proceedings of SPIE 1996; 2711: 475-482.

Mascarini, Ch., Ratib, O., Trayser, G., Ligier, Y., Appel, R.D.: In-house access to PACS images and related data through World Wide Web. Proceedings of SPIE 1996; 2711: 531-537.

Steven E. Nissen, "Evolution of the Filmless Cardiac Angiography Suite: Promise and Perils of the Evolving Digital Era," Copyright 1996.

"DISC'95," Copyright 1995.

Seshadri, S.B., Khalsa, S., Arenson, R.L., Brikman, I., Davey, M.J.: An image archive with the ACR/NEMA message formats. Proceedings of SPIE 1988; vol. 914:1409-1415.

Seshadri, S.B., et al.: The architecture of an optical jukebox image archive. SPIE vol. 1234 Medical Imaging IV: PACS System Design and Evaluation 1990; 925-932.

Zandell, C.: IBM 360/75 Computer Time Interface. JPL Technical Report 32-1526, vol. 1.

Heartlab Website Excerpts of www.heartlab.com, from the Internet Wayback Machine (Archive.Org), Copyright 1999.

<http://medical.nema.org/dicom/workshop-03/pres/mildenberger.ppt> The DICOM Story (presented at the DICOM Anniversary and Workshop, Baltimore, MD, Sep. 2003). Last accessed: Oct. 31, 2011.

IBM 7070 Data Processing System Spec.

Microsoft Visual Basic-Programming for Windows v. 4.0, Copyright 1995.

The C Toolbox—William James Hunt, Copyright 1985.

Okura, Y. et al: Archiving and Networking of Medical Motion Picture Employing DVD-RAM and MPEG-2. CARS' 99: 1064, Jun. 23-26, 1999.

Pacsgear's Supplemental Responses to 4th Set of Interrogatories Propounded by DatCard, dated Oct. 25, 2011.

Data Distributing's Verified Answer and Affirmative Defenses, dated Dec. 27, 2011.

ESC DISC'96 Tutorial, Aug. 1996.

eFilm and eFilmLite Screen Grabs, Feb. 2000.

eFilm Release Notes, dated Feb. 18, 2000.

Rebuttal Expert Report of Jack Goldberg, dated Dec. 5, 2011, produced in *DatCard Systems, Inc. v. Pacsgear, Inc.*, Civil Action No. SACV10-1288 DOC (VBKx) (C.D. Cal.).

Expert Witness Report of Robert Green, dated Jan. 16, 2012, produced in *DatCard Systems, Inc. v. Pacsgear, Inc.*, Civil Action No. SACV10-1288 DOC (VBKx) (C.D. Cal.).

Expert Report of Steven Horii, dated Nov. 1, 2011, produced in *DatCard Systems, Inc. v. Pacsgear, Inc.*, Civil Action No. SACV10-1288 DOC (VBKx) (C.D. Cal.).

Memorandum in Opposition to DatCard's Motion for Separate Bench Trial on Inequitable Conduct, dated Jan. 23, 2012, produced in *DatCard Systems, Inc. v. Pacsgear, Inc.*, Civil Action No. SACV10-1288 DOC (VBKx) (C.D. Cal.).

Expert Report of Ian Jestice, dated Oct. 31, 2011, produced in *DatCard Systems, Inc. v. Pacsgear, Inc.*, Civil Action No. SACV10-1288 DOC (VBKx) (C.D. Cal.).

Memorandum in Opposition to DatCard's Motion for Summary Judgment that the '164, '174, '597, and '157 Patents are Not Invalid

Under 35 USC 102, dated Jan. 23, 2012, produced in *DatCard Systems, Inc. v. Pacsgear, Inc.*, Civil Action No. SACV10-1288 DOC (VBKx) (C.D. Cal.).

Memorandum in Opposition to Pacsgear's Motion for Partial Summary Judgment of Invalidity of "Search/Burn" and "HIPAA" Patents, dated Jan. 23, 2012, produced in *DatCard Systems, Inc. v. Pacsgear, Inc.*, Civil Action No. SACV10-1288 DOC (VBKx) (C.D. Cal.).

DatCard's Opposition to Pacsgear's Motion for Summary Judgment of Non-Infringement and Invalidity of the "Timeout" Patent, dated Jan. 23, 2012, produced in *DatCard Systems, Inc. v. Pacsgear, Inc.*, Civil Action No. SACV10-1288 DOC (VBKx) (C.D. Cal.).

Pacsgear's Proposed Amended Answer to Second Amended Complaint for Patent Infringement and Counterclaim, dated Nov. 7, 2011, produced in *DatCard Systems, Inc. v. Pacsgear, Inc.*, Civil Action No. SACV10-1288 DOC (VBKx) (C.D. Cal.).

Declaration of Osman Ratib, dated Oct. 26, 2011, produced in *DatCard Systems, Inc. v. Pacsgear, Inc.*, Civil Action No. SACV10-1288 DOC (VBKx) (C.D. Cal.).

Deposition of Osman Ratib taken Nov. 28, 2011, produced in *DatCard Systems, Inc. v. Pacsgear, Inc.*, Civil Action No. SACV10-1288 DOC (VBKx) (C.D. Cal.).

Pacsgear's Supplemental Response to Interrogatory No. 4 Propounded by DatCard, dated Jun. 3, 2011, produced in *DatCard Systems, Inc. v. Pacsgear, Inc.*, Civil Action No. SACV10-1288 DOC (VBKx) (C.D. Cal.).

Pacsgear's Second Supplemental Response to Interrogatory No. 4 Propounded by DatCard, dated Sep. 23, 2011, produced in *DatCard Systems, Inc. v. Pacsgear, Inc.*, Civil Action No. SACV10-1288 DOC (VBKx) (C.D. Cal.).

Pacsgear's Third Supplemental Response to Interrogatory No. 4 Propounded by DatCard, dated Nov. 17, 2011, produced in *DatCard Systems, Inc. v. Pacsgear, Inc.*, Civil Action No. SACV10-1288 DOC (VBKx) (C.D. Cal.).

Pacsgear's Responses to Second Set of Interrogatories (No. 13-15) Propounded by DataCard, dated Jul. 7, 2011, produced in *DatCard Systems, Inc. v. Pacsgear, Inc.*, Civil Action No. SACV10-1288 DOC (VBKx) (C.D. Cal.).

Pacsgear's Supplemental Responses to Second Set of Interrogatories (No. 13-15) Propounded by DataCard, dated Sep. 23, 2011, produced in *DatCard Systems, Inc. v. Pacsgear, Inc.*, Civil Action No. SACV10-1288 DOC (VBKx) (C.D. Cal.).

Pacsgear's Second Supplemental Responses to Second Set of Interrogatories (No. 13-15) Propounded by DataCard, dated Nov. 17, 2011, produced in *DatCard Systems, Inc. v. Pacsgear, Inc.*, Civil Action No. SACV10-1288 DOC (VBKx) (C.D. Cal.).

Rebuttal Expert Report of Dr. Alan Rowberg, dated Dec. 14, 2011, produced in *DatCard Systems, Inc. v. Pacsgear, Inc.*, Civil Action No. SACV10-1288 DOC (VBKx) (C.D. Cal.).

Second Rebuttal Expert Report of Dr. Alan Rowberg, dated Dec. 14, 2011, produced in *DatCard Systems, Inc. v. Pacsgear, Inc.*, Civil Action No. SACV10-1288 DOC (VBKx) (C.D. Cal.).

Deposition of Kenneth Wright, dated Jan. 16, 2009.

Datcard Systems, Inc.'s Complaint for Patent Infringement, filed Aug. 23, 2010.

Pacsgear, Inc.'s Answer to First Amended Complaint, filed Nov. 9, 2010.

Pacsgear, Inc.'s Amended Answer to First Amended Complaint, filed Nov. 17, 2010.

Pacsgear, Inc.'s Responses to First Set of Interrogatories Propounded by Plaintiff, dated Feb. 14, 2011.

Datcard Systems, Inc. Second Amended Complaint for Patent Infringement, filed Feb. 15, 2011.

Pacsgear, Inc.'s Answer to Second Amended Complaint for Patent Infringement, filed Mar. 4, 2011.

Pacsgear, Inc.'s Supplemental Response to Interrogatory No.'s 2, 3 and 9 Propounded by Plaintiff, dated Jun. 13, 2011.

Datcard Systems, Inc.'s Supplemental Responses to Defendant's First Set of Interrogatories (Nos. 10 & 11), dated Jul. 28, 2011.

Datcard Systems, Inc. Complaint for Patent Infringement, filed Sep. 16, 2011.

Pacsgear, Inc.'s Second Supplemental Response to Interrogatory Nos. 2, 3 & 9 Propounded by Plaintiff, dated Oct. 10, 2011.

(56)

**References Cited****OTHER PUBLICATIONS**

Datcard Systems, Inc.'s Responses to Defendant's Fourth Set of Interrogatories (Nos. 18 & 19), dated Oct. 17, 2011.

Pacsgear, Inc.'s Responses to 4<sup>th</sup> Set of Interrogatories Propounded by Plaintiff (No. 17), dated Oct. 11, 2011.

Pacsgear, Inc.'s Supplemental Responses to 4<sup>th</sup> Set of Interrogatories Propounded by Plaintiff (No. 17), dated Oct. 25, 2011.

Initial Expert Report of Dr. Alan Rowberg, M.D., dated Nov. 1, 2011.

Datcard Systems, Inc.'s First Supplemental Response to Defendant's Second Set of Interrogatories (No. 15), dated Nov. 15, 2011.

Pacsgear, Inc.'s Second Supplemental Response to Interrogatory No. 8 Propounded by Plaintiff, dated Nov. 17, 2011.

Rebuttal Expert Report of Steven Horii, M.D., filed Jan. 16, 2012.

Rebuttal Expert Report of Ian Jestice re Expert Reports of Jack Goldberg and Alan Rowberg as they relate to the '422 Patent, filed Jan. 16, 2012.

Pacsgear, Inc.'s Amended Response to Interrogatory No. 11 Propounded by Plaintiff, dated Dec. 8, 2011.

Datcard Systems, Inc.'s First Amended Complaint for Patent Infringement, filed Dec. 12, 2011.

Expert report of Charles E. Van Horn, dated Dec. 16, 2011.

Data Distributing, LLC's Verified Answer and Affirmative Defenses to Datcard Systems, Inc.'s Unverified Amended Complaint, filed Dec. 27, 2011.

Datcard Systems, Inc.'s Memorandum of Points and Authorities in Support of Datcard System, Inc.'s Motion for Summary Judgment of Infringement of U.S. Pat. No. 7,783,174 and U.S. Pat. No. 7,734,157, filed Jan. 16, 2012.

Pacsgear, Inc.'s Memorandum in Support of Motion for Summary Judgment of Non-Infringement of the "Search/Burn Patents", filed Jan. 16, 2012.

Pacsgear, Inc.'s Memorandum in Support of Motion for Summary Judgment of Non-Infringement and Invalidity of the "Timeout" Patent, filed Jan. 16, 2012.

Data Distributing, LLC's Verified Counterclaims, dated Jan. 17, 2012.

Datcard Systems, Inc.'s Opposition to Pacsgear's Motion for Summary Judgment of Non-Infringement and Invalidity of the "Timeout" Patent, filed Jan. 23, 2012.

Datcard Systems, Inc.'s Opposition to Pacsgear's Motion for Summary Judgment of Non-Infringement of the "Search/Burn" Patents, filed Jan. 23, 2012.

Pacsgear, Inc.'s Memorandum of Points and Authorities in Opposition to Datcard's Motion for Summary Judgment re Infringement of U.S. Pat. No. 7,783,174 and U.S. Pat. No. 7,734,157, filed Jan. 23, 2012.

Datcard Systems, Inc.'s Reply in Support of its Motion for Summary Judgment of Infringement of U.S. Pat. No. 7,783,174 and U.S. Pat. No. 7,734,157, filed Jan. 30, 2012.

Pacsgear, Inc.'s Reply in Support of Motion for Partial Summary Judgment of Invalidity and Non-Infringement of the "Timeout" Patents, filed Jan. 30, 2012.

Pacsgear, Inc.'s Reply Memorandum in Support of Motion for Summary Judgment of Non-Infringement of the "Search/Burn" Patents, filed Jan. 30, 2012.

Data Distributing, LLC's Verified Amended Counterclaims, filed Mar. 5, 2012.

Datcard Systems, Inc.'s Reply to Defendant Data Distributing, LLC's Verified Amended Counterclaims, filed Mar. 22, 2012.

Excerpts of Deposition of Jack Goldberg, dated Dec. 14, 2011.

Excerpts of Deposition of Chester M. Laguardia, dated Aug. 5, 2011.

Excerpts of Deposition of Alan H. Rowberg, M.D., dated Dec. 16, 2011.

Deposition of Steven Horii, M.D., dated Dec. 20, 2011.

Non-Confidential Portion of 30(b)(6) Deposition of DatCard Systems, Inc. ex rel. Kenneth Louis Wright, dated Aug. 4, 2011.

Declaration of Ken Wright Under 37 C.F.R. § 1.132, dated Jul. 19, 2007.

Accelerated Examination Support Document for U.S. Appl. No. 12/484,100, dated Jun. 12, 2009.

Non-Confidential Portion of Rebuttal Expert Report of Dr. Alan Rowberg, dated Dec. 14, 2011.

Ratib, et al., Self contained off-line media for exchanging medical images using DICOM-complaint standard, Medical Imaging 2000: PACS Design and Evaluation: Engineering and Clinical Issues, Proceedings of SPIE, 2000, pp. 30-34, vol. 3980.

Accelerated Examination Support Document for U.S. Appl. No. 12/479,726, dated Jun. 5, 2009.

Section 9.1.5 from Digital Imaging and Communications in Medicine (DICOM) Part 8: Network Communication Support for Message Exchange, dated 2003, 2004, 2006-2008.

Time Stamp Counter—Wikipedia, the free encyclopedia, [http://en.wikipedia.org/wiki/Time\\_Stamp\\_Counter](http://en.wikipedia.org/wiki/Time_Stamp_Counter), last visited Apr. 27, 2012.

Gips, M.A. "PCs at Peace," Security Management, Dec. 1, 1997.

Elion, J.L.: DICOM Media Interchange Standards for Cardiology: Initial Interoperability Demonstration. 19th Annual Symposium on Computer Applications in Medical Care, 1995, pp. 591-595.

Docket listing for *DatCard Systems, Inc. v. Pacsgear, Inc.*, Civil Action No. SACV10-1288 DOC (VBKx), U.S. District Court, Central District of California ("Pacsgear Litigation"), updated Apr. 30, 2012.

Docket listing for *DatCard Systems, Inc. v. Data Distributing, Inc.*, Civil Action No. SACV11-1434 DOC (VBKx), U.S. District Court, Central District of California ("Data Distributing Litigation"), updated Apr. 30, 2012.

Datcard Systems, Inc.'s Disclosure of Asserted Claims and Infringement Contentions, *Datcard Systems Inc. v. Data Distributing, LLC*, Case No. SACV 11-1434-DOC.

*DatCard Systems, Inc. v. Pacsgear, Inc.*, Civil Action No. 8:10-cv-01288 MRP, Claim Construction Order dated Oct. 29, 2012.

United States District Court, Central District of California, Western Division, Case 8:10-cv-01288-MRP-VBK, Document 161, Filed Mar. 12, 2013, 9 pages, Order Re DatCard Systems, Inc.'s Motion for Summary Judgment that U.S. Pat. No. 7,302,164, U.S. Pat. No. 7,783,174, U.S. Pat. No. 7,729,597 and U.S. Pat. No. 7,734,157 are not Invalid under 35 U.S.C. Section 102.

United States District Court, Central District of California, Western Division, Case No. 8:10-cv-01288-MRP-VBK, Document 160, Filed Mar. 12, 2013, 21 pages, Order Re Pacsgear Inc.'s Motion for Summary Judgment of Invalidity and Noninfringement of the "Timeout" Patent.

United States District Court, Central District of California, Western Division, Case 8:10-cv-01288-MRP-VBK, Document 159, Filed Mar. 12, 2013, 10 pages, Order Denying Datcard's Motion to Preclude the Expert Opinion Testimony of Steven Horii and Ian Jestice on Obviousness, United States.

United States District Court, Central District of California, Western Division; Case 8:10-cv-01288-MRP-VBK, Document 163, Filed Apr. 1, 2013, 7 pages; Order Re Datcard Inc.'s Motion for Summary Judgment of Infringement of U.S. Pat. No. 7,783,147 and U.S. Pat. No. 7,734,157.

United States District Court, Central District of California, Western Division; Case 8:10-cv-01288-MRP-VBK, Document 164, Filed Apr. 1, 2013, 13 pages.; Order Re Pacsgear's Motion for Summary Judgment of Invalidity of "Search/Burn" and "HIPAA" Patents.

United States District Court, Central District of California, Western Division; Case 8:10-cv-01288-MRP-VBK, Document 165, Filed Apr. 1, 2013, 5 pages; Order Granting Pacsgear Inc.'s Motion for Summary Judgment of Non-Infringement of the "Search/Burn" Patents.

AMS CD Movie Screenshots 1999.

Brice, In Search of Smart & Simple PACS Workstations, Diagnostic Imaging, Mar. 1998.

Brice, Radiology's Portal to both magic and misery, PACS integration, Sep. 1998.

Cannavo, Info network integrates islands of automation, Diagnostic Imaging, Feb. 1998.

Cannavo, PACS and Teleradiology: Who pays the bill?, Sep. 1998.

Casey, Industry prepares to launch digital x-ray detectors, 1998.

Catella Powerpoint Presentation from AMS CD 1999.

(56)

**References Cited****OTHER PUBLICATIONS**

Data Show filmless imaging saves in high-volume setting, *Diagnostic Imaging*, Jul. 1998.

Diagnostic Imaging CD from Toshiba, Movie Screenshots, 1998.

Diagnostic Imaging CD from Toshiba, Video Screenshots, 1998.

DICOM Image CD May 17, 2001, RSVS CD Med Images 6.30R.

Drew, Surveys attest to growing interest in PACS, *Diagnostic Imaging*, pp. 21-22, Jan. 1998.

Email regarding RSVS Program, Jun. 25, 1998.

Hayes, PACS helps Mayo practice meet urgent-care needs, *Diagnostic Imaging*, pp. P22 and P24, Sep. 1997.

Horii, Workstation priorities: automation, integration, *Diagnostic Imaging*, pp. 40-45, Jan. 1998.

How to do it, What to avoid, Soft-Copy Interpretation, *DI Forum*, Sep. 1998.

Image Archive Management Quick Start Basic Operations Procedures (Date Unknown).

Image Grabber Application Build on Jan. 18, 2000 Screenshots (w/ Defendant's descriptions).

Kincade, Wavelets challenge JPEG in image compression, *Diagnostic Imaging*, pp. 125 and 127, Nov. 1997.

King, Calculate film costs before going electronic, *Diagnostic Imaging*, pp. P47-P50, Sep. 1997.

Open Architecture Systems, LLC, Demo Screenshots, 1998.

PACS market moves at brisk pace as interest in technology grows, *PACS & Networking News*, vol. 2, No. 5, May 1998.

Pomerantz, Soft-Copy interpretation finally surpasses film, *Diagnostic Imaging*, Mar. 1998.

Readme for RSVS 2.11, Nov. 20, 1997.

Ridley, et al., Web browsers, Windows NT invigorate PACS exhibits, 1998.

RSNA, HIMSS join forces to sponsor systems integration, *PACS & Networking News*, vol. 2, No. 4, Apr. 1998.

RSVS V6 Build on Jan. 27, 2000 Screenshots (w/ Defendant's descriptions).

RSVS V6 Screenshots Jan. 27, 2000.

SeeMor CD, Chapter 3—Operating Instructions, 1998.

SeeMor CD, Chapter 4—Working with Open Images, 1998.

SeeMor CD, Chapter 5—Menu Command Reference, 1998.

SeeMor CD, Index, 1998.

SeeMor CD, MacDemo, 1998.

SeeMor CD, Macintosh Introduction, 1998.

SeeMor CD, Registration and Configuration Instructions, 1998.

SeeMor CD, SeeMor Express Macintosh, 1998.

SeeMor CD, SeeMor Express Windows, 1998.

SeeMor CD, SeeMor Installation Instructions, 1998.

SeeMor CD, SeeMor Mac Manual, 1998.

SeeMor CD, SeeMor ReadMe, 1998.

SeeMor CD, WinDemo, 1998.

SeeMor CD, Windows Introduction, 1998.

SeeMor CD, Windows Manual Frame—Table of Figures, 1998.

Seshadri, PACS market migrates to 'early majority' users, *Diagnostic Imaging*, pp. 207-211, Nov. 1998.

Shindoll, Managing risk in planning and implementing a PACS, *Diagnostic Imaging*, pp. 46-51, Jan. 1998.

Data Distributing history of DICOM feature implementations, 1999.

Imaging CD Covers, 1997.

Litigation Document: Expert Report of Yiquan Zhang, Ph.D., Aug. 24, 2012.

Litigation Document: DatCard's Summary Judgment Hearing PowerPoint Presentation, Sep. 20, 2012.

"About Camtronics," Camtronics Medical Systems, dated 1998 [Retrieved from <http://web.archive.org/web/19980711040447/camtronics.com/aboutmain.htm>, on Feb. 26, 2008].

"Algotec to Introduce New Communications Tools for R Physicians at HIMSS 2000," Algotec [Retrieved from [http://www.algotec.com/web/upload\\_files/New\\_Communications\\_Tools.htm](http://www.algotec.com/web/upload_files/New_Communications_Tools.htm), on Jan. 25, 2008].

"Archium Digital Cardiac System: Enhanced Gath Department Productivity and Workflow," Camtronics Medical Systems [Retrieved

from <http://web.archive.org/web/19980711040910/camtronics.com/cardiology/archium.htm>, on Feb. 26, 2008].

"Cardiac Imaging Leaders Join Forces to Provide Image Network Solutions," dated Jul. 31, 1997, "New Digital Cardiac Imaging Upgrade Brings New Life to Existing Gath Labs," dated Feb. 16, 1997, "Camtronics Introduces Three Archium Products Which Advance CD-R Exchange," dated Apr. 9, 1996 [Retrieved from <http://web.archive.org/web/19980711041036/camtronics.com/news/news.htm>, on Feb. 26, 2008].

"CD-Medical Format for Cardiac Image Storage," Screen Digest, dated May 1, 1995 [Retrieved from <http://www.highbeam.com/DocPrint.aspx?DocId=1 G1:45516859>, on Mar. 5, 2008].

"Digital Cardiac Archive and Review System Strategies," [Retrieved from <http://web.archive.org/web/19980711041117/camtronics.com/cardiology/digital.htm>, on Feb. 26, 2008].

"IBM Digital Library (developing information storage and retrieval system)," Newsline, dated May 1, 1995 [Retrieved from <http://www.highbeam.com/DocPrint.aspx?DocId=1G1:17155094>, on Mar. 5, 2008].

"NT100/NT 200 Network Imaging Systems," Camtronics Medical Systems, dated 1998 [Retrieved from <http://web.archive.org/web/19980711040955/camtronics.com/network/nt.htm>, on Feb. 26, 2008].

"PACS Companies Chase Referring Physicians," *Diagnostic Imaging's* RSNA Webcast [Retrieved from <http://www.dimag.com/webcastO/showArticle.ihtml?page=4.html>, on Mar. 5, 2008].

"Philips Introduces CD-Medical: The Digital Alternative to Cine Film," *Business Wire*, dated Mar. 20, 1995 [Retrieved from <http://www.highbeam.com/DocPrint.aspx?DocId=1G1:16673959>, on Mar. 5, 2008].

"Smart and Friendly Ships Industry's Most Complete 4x CD Recorder Solution With CD-RW Rewritability; Complete CD-R/CD-RW Solution Features Support for DVD Compatibility, UDF-Compliant Direct Random Overwrite, and Recording from Vinyl Records and Cassette or 8-Track Tapes," *Business Wire*, dated Sep. 12, 1997 [Retrieved from <http://www.encyclopedia.com/doc/1 G1-19746834.html>, on Feb. 14, 2008].

"TDK Introduces Medical CD-R Recording Station," *Business Wire*, dated Dec. 1, 1999 [Retrieved from [http://findarticles.com/p/articles/mi\\_m0EIN/is\\_Dec\\_1/ai\\_57876529/print](http://findarticles.com/p/articles/mi_m0EIN/is_Dec_1/ai_57876529/print), on Mar. 11, 2008].

52 "A Virtual Image Bank," *Yale Medicine*, Winter/Spring 1998 [Retrieved from [http://yalemedicine.yale.edu/ym\\_ws98/cover/cov\\_virtual05.html](http://yalemedicine.yale.edu/ym_ws98/cover/cov_virtual05.html), on Feb. 10, 2008].

Cardiac Imaging Issue, *Newswatch*, Mar. 2000 [Retrieved from [http://www.medicalimaging.com/issues/articles/2000-03\\_10.asp?mode=print](http://www.medicalimaging.com/issues/articles/2000-03_10.asp?mode=print), on Feb. 22, 2008].

David Hannon & Marie S. Marchese, "HIMSS Preview: HIMSS Brings New Features to Connectivity Carnival," *Information Management*, Apr. 2000 Issue [Retrieved from <http://www.medicalimagingmag.com/issues/articles/2000-04 04.asp>, on Mar. 3, 2008].

DICOMwriter Single Lab Network Connections Product Webpage, Heartlab Products, Copyright 1999 [Retrieved from <http://web.archive.org/web/19990417151612/www.heartlab.com/products/writer.cfm>, on Mar. 3, 2008].

Erik L. Ridley, "Algotec Pursues ASP Model in Bid for PACS Market Success," *AuntMinnie.com*, dated May 2, 2000 [Retrieved from <http://www.auntminnie.com/prinUprint.asp?sec=sup&sub=pac&pag=dis&ItemId=740&printpage=true>, on Mar. 5, 2008].

Erik L. Ridley, "Popularity of Windows NT Platform Continues to Grow as Vendors Standardize on Microsoft OS-NT, Web, and Integration Dominate PACS Exhibits," *Diagnostic Imaging's* Webcast of the 1998 RSNA Conference [Retrieved from [http://www.dimag.com/webcast/wc\\_story2.htm](http://www.dimag.com/webcast/wc_story2.htm), on Mar. 3, 2008].

Marie S. Marchese, "Algotec: Where the Web PACS Punch," *Nuclear Medicine*, Jun. 2000 Issue [Retrieved from [http://www.medicalimagingmag.com/issues/articles/2000-06\\_11.asp](http://www.medicalimagingmag.com/issues/articles/2000-06_11.asp), on Jan. 25, 2008].

Mike Obstgarten, "Image Storage Devices & Media—New Magic," *Advanced Imaging*, Feb. 1, 1999 [Retrieved from <http://www.highbeam.com/DocPrint.aspx?DocId=1 G1:54116212>, on Mar. 5, 2008].

(56)

**References Cited**

OTHER PUBLICATIONS

Product Overview Webpage, DR Systems, Inc., dated Jan. 26, 1998 [Retrieved from <http://web.archive.org/web/19981202142228/www.dominator.com/products.htm>, on Mar. 6, 2008].

TREX Medial Corp. Form 10-K, dated Dec. 6, 1996 [Retrieved from <http://sec.edgar-online.com/1996/12/06/00/0001003539-96-000006/Section2.asp>, on Feb. 20, 2008].

Universal Manager Product Webpage, DR Systems, Inc., dated Jan. 26, 1998 [Retrieved from <http://web.archive.org/web/19990218141212/www.dominator.com/prod02.htm>, on Mar. 6, 2008].

Uwe Engelmann et al., "Borderless Teleradiology with CHILI," Journal of Medical Internet Research, dated Dec. 13, 1999 [Retrieved from <http://www.jmir.org/1999/2/e8>, on Mar. 3, 2008].

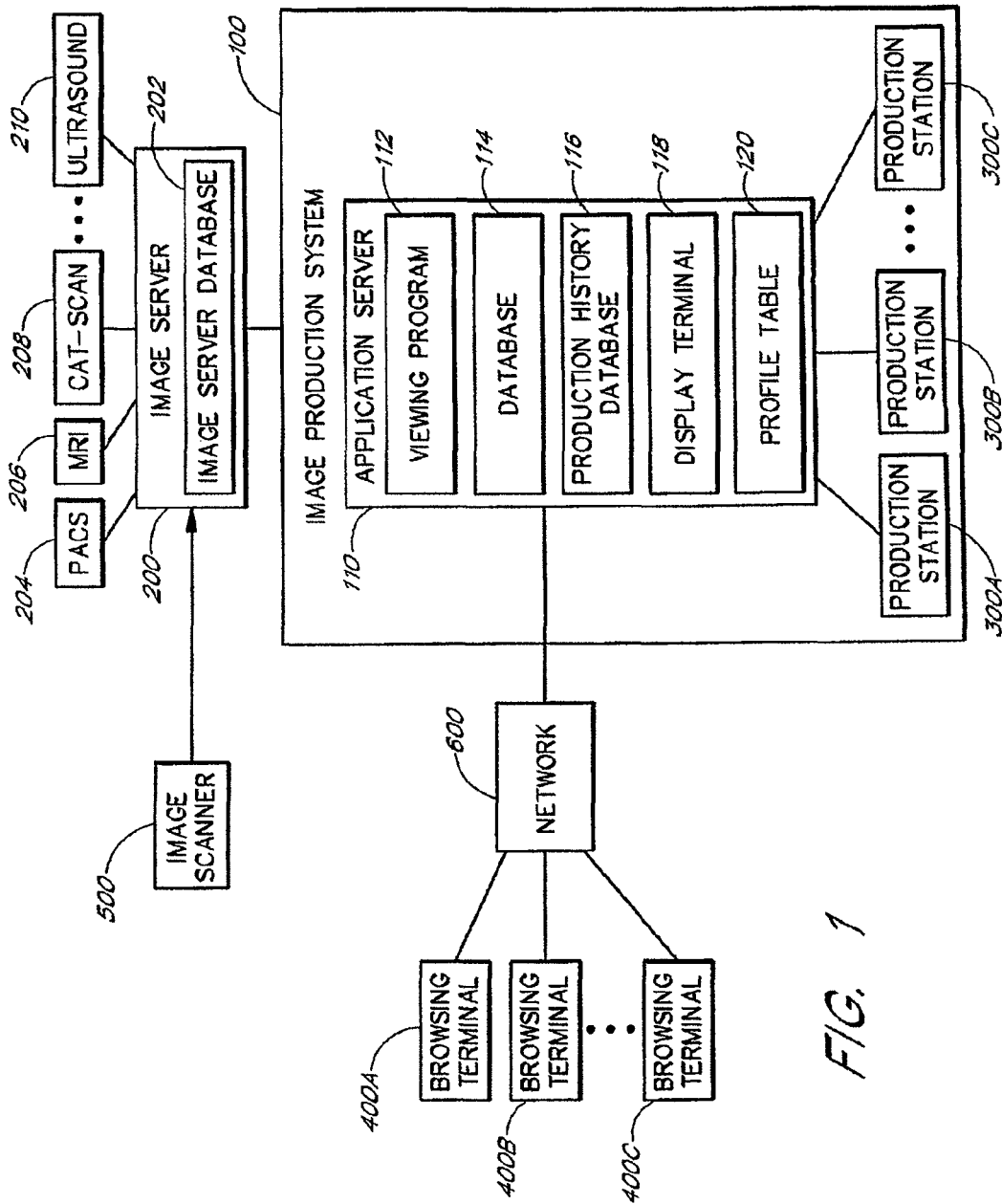


FIG. 1

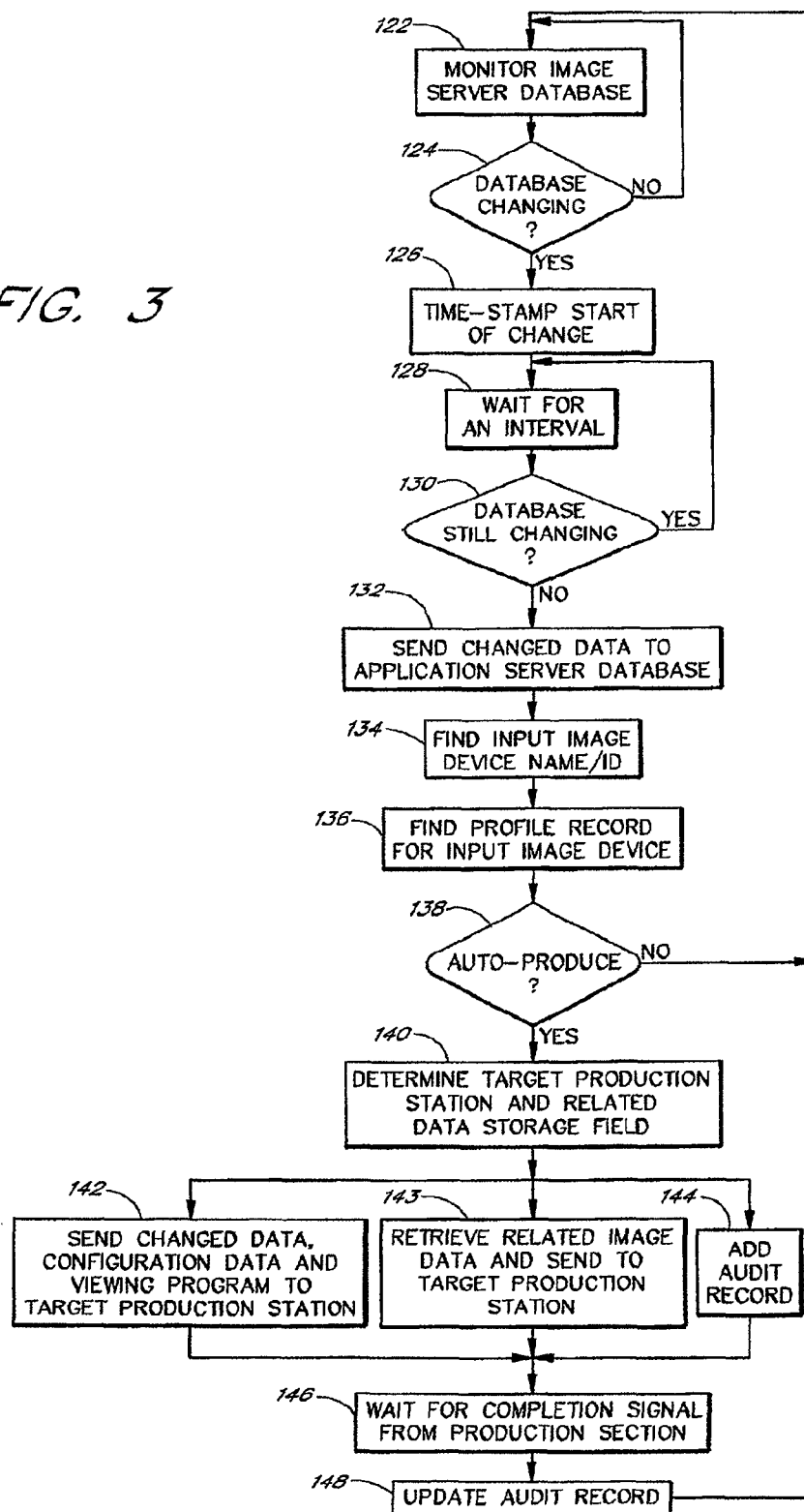
120

IMAGE INPUT DEVICES	250		252		254	
	FIELDS	AUTO-PRODUCE 1	TARGET PRODUCTION STATION	RELATED DATA STORAGE		
MRI MACHINE I		YES	PRODUCTION STATION A	PACS 1		
MRI MACHINE II		NO				
ULTRASOUND MACHINE I		YES	PRODUCTION STATION B	PACS 1, PACS 2		

FIG. 2



FIG. 3



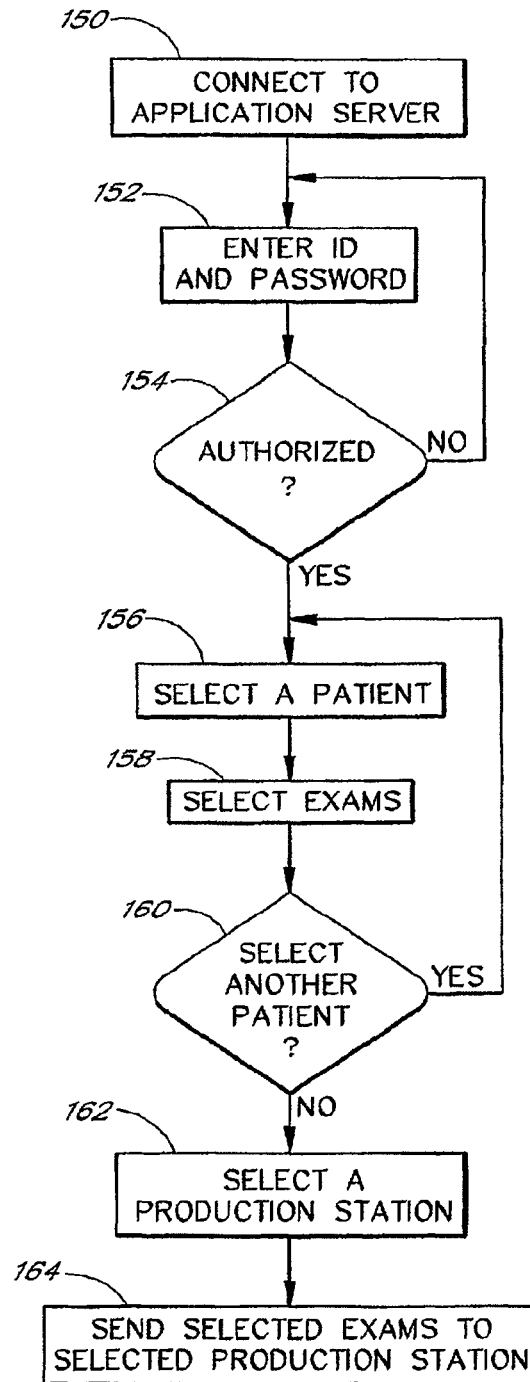


FIG. 4

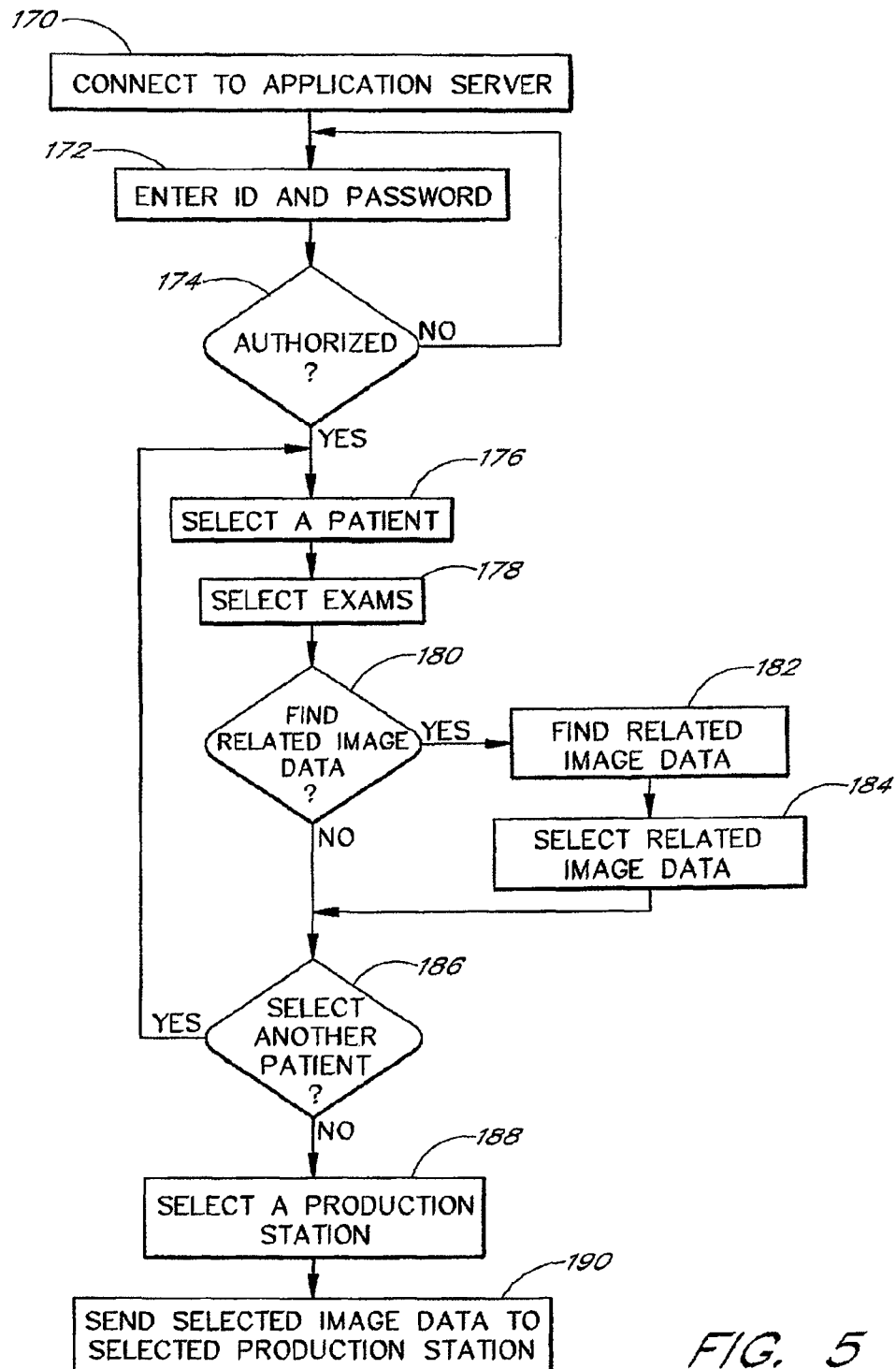


FIG. 5

1

# SYSTEM AND METHOD FOR PRODUCING MEDICAL IMAGE DATA ONTO PORTABLE DIGITAL RECORDING MEDIA

## CROSS-REFERENCE TO RELATED APPLICATIONS

This application is a continuation of U.S. patent application Ser. No. 13/619,347, filed on Sep. 14, 2012, which is a continuation of U.S. patent application Ser. No. 11/942,630, filed on Nov. 19, 2007, now U.S. Pat. No. 8,483,550, issued Jul. 9, 2013, which is a continuation of U.S. patent application Ser. No. 09/761,795, filed on Jan. 17, 2001, now U.S. Pat. No. 7,302,164, issued Nov. 27, 2007, which claims the benefit of priority of U.S. Provisional Patent Application 60/181,985, filed on Feb. 11, 2000. The entire disclosure of each of these priority applications is hereby incorporated by reference herein in its entirety.

## BACKGROUND OF THE INVENTION

### Field of the Invention

This invention relates to a system and method for the production of medical image data on portable digital recording media such as compact discs. More particularly, it relates to a system and method for receiving medical image data, processing medical image data, and transmitting medical image data to be recorded on a portable digital recording medium.

### Description of the Related Art

Since the invention of the x-ray film, film has been the predominant multipurpose medium for the acquisition, storage, and distribution of medical images. However, the storage and distribution of film often requires considerable expenses in labor and storage space.

Today's modern hospitals utilize computer-aided imaging devices such as Computed Tomography (CT), Digital Subtracted Angiography, and Magnetic Resonance Imaging (MRI). These digital devices can generate hundreds of images in a matter of seconds. Many hospitals require these images to be printed on film for storage and distribution. To print complete sets of medical images from these digital devices, the cost in film material, storage space, and management efforts is often very high.

Some radiology departments have installed digital image storage and management systems known as PACS (Picture Archive Communication Systems). PACS are capable of storing a large amount of medical image data in digital form. PACS are made by manufacturers including GE, Siemens, and Fuji.

To ease the communication of data, the DICOM (Digital Imaging and Communications in Medicine) standard was developed by ACR-NEMA (American College of Radiology-National Electrical Manufacturer's Association) for communication between medical imaging devices and PACS. In addition to the examined images, patient demographics, and exam information such as patient name, patient age, exam number, exam modality, exam machine name, and exam date can also be stored and retrieved in DICOM compatible data format. A DICOM file stores patient and exam information in the header of the file, followed by the exam images. PACS store medical image data in DICOM format.

Digital medical image data can be stored on PACS and distributed using the Internet. However, many physicians' offices do not have the bandwidth suitable for fast download

2

of medical image data. The concerns for medical data privacy and Internet security further reduce the desirability of Internet distribution.

## SUMMARY OF THE INVENTION

The claimed system allows for digital medical image data to be produced on a portable digital recording medium such as a CD. A CD containing the medical image data can be distributed to physicians, hospitals, patients, insurance companies, etc. One embodiment of the claimed system allows for medical image data to be placed on a CD along with a viewing program, so that a user can use any computer compatible with the CD to view the medical image data on the CD. One embodiment of the claimed system allows for searching medical exam data that are related and placing such data on the same CD.

One embodiment of the claimed system comprises a receiving module configured to receive medical image data, a processing module configured to process the received medical image data, and an output module configured to transmit the processed medical image data to a production station configured to produce the transmitted medical image data on portable digital recording medium, such as a CD. In one embodiment, the output module transmits a viewing program configured to view medical image data to the production station so that the viewing program is produced on the same CD as the medical image data. In another embodiment, the CD already contains the viewing program before the medical image data is transmitted to the CD production station.

In one embodiment of the claimed system, the processing module is configured to create and store audit information of the portable digital recording medium produced by the production station.

In another embodiment of the claimed system, the processing module is configured to identify the originating image input device of the received medical image data, and determine, on the basis of the originating image input device, whether to transmit the received medical image data to a production station. The processing module also selects, on the basis of the originating image input device, one of multiple production stations as the target production station.

Yet another embodiment of the claimed system is configured to retrieve medical image data that are related to the received medical image data, and transmit the retrieved related image data to the production station. In one embodiment, exam images of the same patient are considered related. In another embodiment, exam images of the same patient and the same modality are considered related. For example, two x-ray exams on the left hand of the same patient are considered related. In yet another embodiment, exam images of the same patient, the same modality and taken within a specified date range are considered related. For example, two x-ray exams on the left hand of the same patient taken within a two-month period are considered related. A hospital may also determine other scenarios of relatedness.

One claimed method comprises the steps of connecting a browsing terminal to a computer database configured to store medical image data, selecting medical image data from medical image data stored on the database, and recording the selected medical image data on portable digital recording medium. In one embodiment, the claimed method also comprises a step of recording a viewing program configured to view medical image data on the portable digital recording medium.

3

One embodiment of the claimed method further comprises the steps of finding and retrieving medical image data that are related to the selected medical image data, and recording related image data to portable digital recording medium.

### BRIEF DESCRIPTION OF THE DRAWINGS

FIG. 1 illustrates one embodiment of an image production system comprising an application server and portable digital recording medium production stations.

FIG. 2 illustrates sample records of one embodiment of an image input device profile table.

FIG. 3 illustrates a process of receiving image data from image server, processing received image data, and transmitting such data to the production station. This process also retrieves and transmits related image data for production.

FIG. 4 illustrates a process of a user selecting and ordering the production of image data stored on the application server.

FIG. 5 illustrates a process of a user selecting and ordering the production of image data stored on the application server, with the option of selecting and ordering the production of related image data.

### DETAILED DESCRIPTION OF THE PREFERRED EMBODIMENT

FIG. 1 illustrates one embodiment of an image production system 100 comprising an application server 110 and one or more portable digital recording medium production stations 300A, 300B and 300C. In the preferred embodiment, the production stations 300A, 300B and 300C are CD (Compact Disc) production stations. Digital portable recording medium comprises CDs and DVDs (Digital Versatile Disc or Digital Video Disc). CDs may comprise CD-ROM (Compact Disc Read Only Memory), CD-R (Compact Disc Recordable), and CD-RW (Compact Disc Recordable and Writable). DVDs may comprise DVD-ROM (DVD Read Only Memory), DVD-R (DVD Recordable) and DVD-RAM (a standard for DVDs that can be read and written many times). Thus, although the following description refers primarily to CDs, those of ordinary skill in the art will understand that any suitable portable digital recording medium can be substituted for CDs.

The application server 110 is connected to one or more physician browsing terminals 400A, 400B and 400C through a computer network 600. Each physician browsing terminal 400A, 400B or 400C comprises a browsing program such as Internet Explorer or Netscape Communicator. Physicians or their assistants launch the browsing program to access the application server 110 through the network 600 in order to select medical image data stored on the application server database 114 to be produced by a production station 300A, 300B or 300C. In the preferred embodiment, the physician browsing terminals 400A, 400B and 400C are connected to the application server through an Intranet. One embodiment of the Intranet utilizes TCP/IP network protocol. The Intranet can connect one radiology department, multiple departments within a hospital, or multiple hospitals. In another embodiment the browsing terminals 400A, 400B and 400C are connected to the application server 110 through the Internet.

Still referring to FIG. 1, the application server 110 is also connected to an image server 200. The image server 200 is further connected to image input devices such as PACS 204, MRI machines 206, CT-scan machines 208, ultrasound

4

machines 210, etc. In the preferred embodiment, the image server 200 is a DICOM image server configured to receive and store medical image data in DICOM format. In operation, the image server 200 receives medical image data from image input devices such as PACS 204, MRI machines 206, CT-scan machines 208 and ultrasound machines 210 and stores such image data in the image server database 202. A high-resolution image scanner 500 is also connected to the image server 200, so that medical image data stored on film can be scanned on the image scanner 500, transmitted to the image server 200 and stored in the image server database 202. In one embodiment, the image scanner 500 also converts the scanned image to DICOM format. The application server 110 receives input image data from the image server database 202, processes the received image data, and sends the image data to one of the production stations 300A, 300B or 300C to produce CDs.

The application server 110 comprises a viewing program 112, an application server database 114 that stores image data received from the image server 200, a production history database 116 that stores audit records on each CD produced, a display terminal 118 for programming and operating the application server 110 by a programmer or physician, and an image input device profile table 120.

Still referring to FIG. 1, the viewing program 112 is configured to allow users to read and manipulate medical image data. The viewing program 112 comprises multiple image manipulation functions, such as rotating images, zooming in and zooming out, measuring the distance between two points, etc. The viewing program 112 also allows users to read the patient demographics and exam information associated with the image data. The viewing program 112 used in the preferred embodiment is produced by eFilm Medical Inc. located in Toronto, Canada. The viewing program 112 used in the preferred embodiment is an abbreviated version with fewer functions and takes less storage space, in order to maximize the storage space for image data on a CD. The image server 200 used in the preferred embodiment is also made by eFilm Medical Inc.

The CD production stations 300A, 300B and 300C in the preferred embodiment are produced by Rimage Corporation in Edina, Minn. Details about the Rimage CD production stations can be found in U.S. Pat. Nos. 5,542,768, 5,734,629, 5,914,918, 5,946,276, and 6,041,703, which are incorporated herein by reference in their entirety.

The application server 110 in the preferred embodiment runs on a personal computer running a 400 MHz Celeron or Pentium II/III chip, with Windows 98 or NT as the operating system.

FIG. 2 illustrates sample records of one embodiment of an image input device profile table 120. The image input device profile table 120 contains a profile record for each image input device. Each image input device's profile record comprises: (1) an "auto-produce" logical field 250 indicating whether medical image data from this image input device should be produced on CD automatically by the image production system 100, (2) a "target production station" field 252 identifying one of the production stations 300A, 300B or 300C on which medical image data is to be produced, and (3) a "related data storage" 254 field identifying the medical image data storage units in which to search for the related image data. A medical image data storage unit is a storage unit that stores medical image data and is connected to the application server 110. In one embodiment, a medical image data storage unit is connected to the application server 110 through the image server 200. In the preferred embodiment, PACS 204 is such a medical image data storage unit.

In FIG. 2, the sample profile table 120 contains profile records for MRI Machine I, MRI Machine II, and Ultrasound Machine I. For MRI Machine I, the “auto-produce” field 250 contains a “yes” value, directing the image production system 100 to automatically produce image data originating from MRI Machine I on portable digital recording medium. Its “target production station” field 252 contains a “Production Station A” value, directing the image production system 100 to produce image data originating from MRI Machine I on production station A. Its “related data storage” field 254 is “PACS I”, directing the image production system 100 to retrieve related medical image data from PACS I. For MRI Machine II, the “auto-produce” field 250 is “no”, directing the image production system 100 to not automatically produce image data originating from MRI Machine II on portable digital recording medium. Since image data from MRI Machine II will not be automatically produced, the “target production station” field 252 and the “related data storage” field 254 are irrelevant. For Ultrasound Machine I, the “auto-produce” field 250 is “yes”, and its “target production” field 252 is “Production Station B”. Its “related data storage” field 254 contains a value of “PACS I, PACS II”, directing the image production system 100 to search PACS I and PACS II for related medical image data.

FIG. 3 illustrates a process of the application server 110 receiving image data from the image server 200, processing the received image data, and transmitting such data to the production station 300A, 300B or 300C. The application server 110 continuously monitors the image server database 202 in step 122. In one embodiment, the application server continuously “pings” the network address corresponding to the image server 200 on the network that connects the application server 110 with the image server 200.

Still referring to FIG. 3, the application server 110 determines if the image server database 202 is changing, in step 124. In the preferred embodiment, the application server 110 makes that determination by detecting whether the image server database 202 is increasing in size. If there is no change in the image server database 202, then the application server 110 returns to step 122 to continue monitoring. If there is change in the image server database 202, then the application server 110 proceeds to step 126 and time-stamps the moment that the change started. The application server 110 then proceeds to step 128 and waits for an interval, typically 35 to 65 seconds. After the interval, the application server 110 checks whether the image server database 202 is still changing, in step 130. If the image server database 202 is still changing then the application server 110 returns to step 128 to wait for another interval. If the image server database 202 is no longer changing, then the application server 110 proceeds to step 132 and copies the data changed since the time-stamped moment. This changed data is copied from the image server database 202 to the application server database 114.

The application server 110 proceeds to step 134 and finds the input image device name or identification number from the newly received image data. In the preferred embodiment, image data from the image server database 202 are stored in DICOM format, and the input image device name or identification number is stored in the header of the DICOM format image data file. The input image device name/ID indicates the origin of the newly received data. The application server 110 proceeds to step 136 and uses the found input image device name/ID to find a corresponding profile record in the image input device profile table 120. If the profile record has an “auto-produce” field 250 with a “no”

value, the application server 110 returns from step 138 to step 122 to continue monitoring the image server database 202. If the “auto-produce” field 250 contains a “yes” value, the application server 110 proceeds from step 138 to step 140, and determines the target production station 300A, 300B or 300C from the “target production station” field 252 of the profile record. In step 140, the application server 110 also determines the value in the “related data storage” field 254 of the profile record.

Still referring to FIG. 3, in step 142, the application server 110 sends a copy of the newly received data, along with a copy of the viewing program 112, to the target production station 300A, 300B or 300C identified in step 140. With the viewing program attached, the image data on each CD produced by the target production station 300A, 300B or 300C can be viewed on any computer that accepts the CD, regardless of whether that computer has its own viewing program installed. In one embodiment, the data received in step 132 is stored in the application server database 114 before it is transmitted to the target production station 300A, 300B or 300C in step 142. In another embodiment, the application server 110 transmits the data received in step 132 to the target production station 300A, 300B or 300C, without storing a copy of the data in the application server database 114.

In one embodiment, the application server 110 does not send a copy of the viewing program 112 to the target production station during step 142. Rather, the application server 110 sends a copy of the received medical image data to the production station 300A, 300B or 300C to be recorded on pre-burned CDs. Each pre-burned CD contains a viewing program already recorded onto the CD before step 142.

In step 142, the application server 110 also sends configuration data to the target production station 300A, 300B or 300C. The configuration data comprises a label-printing file comprising the specification for printing labels on top of the CDs, and a “number of copies” value indicating the number of copies of CDs to be produced. A typical specification in the label-printing file may specify information such as patient name, exam modality, hospital name, physician name, production date, etc. to be printed by the target production station as a label on the top of each CD produced.

Still referring to FIG. 3, in step 143, the application server 110 searches the application server database 114 for image data related to the newly received data. The application server 110 then searches the PACS systems identified in the “related data storage” field 254 in step 140 for data related to the newly received data. Some PACS systems each comprise a primary image data storage and an archive image data storage, and the application server 110 searches both the primary image data storage and the archive image data storage on these PACS systems. The application server 110 is connected to the PACS systems through the image server 200. The application server 110 retrieves found related data from the PACS systems and stores a copy of such found related data in the application server database 114. The application server 110 sends a copy of related data that are found from the application server database 114 or the PACS systems to the target production station 300A, 300B or 300C. The medical image data originally received in step 132 and the related medical image data are produced by the target production station 300A, 300B or 300C on the same CDs for comparative study.

For each CD to be produced, the application server 110 adds one audit record to the production history database 116 in step 144. The new audit record comprises the identification number of the CD and other relevant information about

7

the CD, such as the physician who requested the production (if any), and the names of the patients whose exam images are on that CD.

Steps 142, 143 and 144 may be executed immediately before, concurrent with, or immediately after one another.

The target production station 300A, 300B or 300C produces the CDs containing the medical image data and the viewing program sent to it, and prints a label on top of every CD, corresponding to the specification in the label-printing file. The number of CDs produced corresponds to the “number of copies” number sent by the application server 110 in step 142. When the target production station has produced the CDs, the production station returns a “completed” signal to the application server 110. The application server 110 waits for this signal in step 146.

Still referring to FIG. 3, in step 148, the application server 110 updates the audit records in the production history database 116 that were created in step 144. For each CD produced, the application 110 server updates the date and time of production for that CD’s audit record. The application server 110 also updates the status value for that CD’s audit storage record from “processing” to “successful”. The application server 110 then continues monitoring the image server database 202 as in step 122.

FIG. 4 illustrates a process of a user selecting and ordering the production of image data stored on the application server 110. A user, typically a physician or physician’s assistant, accesses the application server database 114 from a browsing terminal 400A, 400B or 400C connected to a network 600. In one embodiment, the user launches a browser such as Microsoft Internet Explorer or Netscape Communicator, and specifies a network address corresponding to the application server 110, in step 150. In another embodiment, the user clicks a pre-defined icon that directly launches a browser connecting to the application server 110. The application server 110 prompts the user to enter a password or an identification name coupled with a password, in step 152. The application server 110 checks if the entered identification/password is authorized in step 154. If the entered identification/password is not authorized the user is returned to step 152 to re-enter the identification/password, or disconnected from the application server 110. If the entered identification/password is authorized then the user is allowed access to the application server database 114 and the application server 110 proceeds to step 156.

Still referring to FIG. 4, in step 156 the user is prompted to select a patient from a list of patients with exam images in the application server database 114. The user is then shown a list of the selected patient’s exams, and is prompted to select one or more exams of that patient, in step 158. When the user indicates that he/she has completed selecting all exams for that patient, the user is asked in step 160 whether to select another patient from the list of patients. If the user answers “yes”, the user is returned to step 156 to select another patient. If the user answers “no”, the user proceeds to step 162.

In another embodiment, when a user selects a patient, all exams belonging to that patient will be automatically selected without prompting for user selection. In yet another embodiment, the user is not prompted to select patients, but is only prompted to select exams from a list of all exams for all patients contained in the application server database 114.

When the user indicates that he/she has completed selecting, the user is prompted to select a production station from a list of production stations 300A, 300B and 300C in step 162. The user is also prompted to enter additional label text to be printed as labels on the CDs to be produced, to

8

supplement the text printed according to the specification of the label-printing file. The user can advantageously select the production station located closest to his/her office. In one embodiment, only one production station is connected to the application server 110, and the lone production station will be the selected production station without prompting for user selection.

In one embodiment, the user is also prompted to select the number of copies of CDs to be produced. In another embodiment, the number of copies is set at one without prompting for user direction. As described above in connection with FIG. 3, in step 164, the application server 110 sends a copy of the image data of the selected exams for the selected patients to the selected production station, along with a copy of the viewing program 112, and configuration data comprising a label-printing file, additional label text, and a number indicating the number of copies of CDs to be produced. The production station 300A, 300B or 300C then produces one or more CDs containing the selected exams for the selected patients and the viewing program, with labels printed on top of the CDs according to the specification in the label-printing file and the user-entered additional label text.

In another embodiment, a user accesses the application server database 114 not from a browsing terminal 400A, 400B or 400C, but directly from the display terminal 118. In this embodiment the user directly proceeds from step 152. In this embodiment the user is typically a programmer or operator of the image production system 100.

FIG. 5 illustrates a process of a user selecting and ordering the production of image data stored on the application server 110, with the additional option of selecting and ordering the production of related data for comparative study. As described above in connection with FIG. 4, a user connects to the application server 110 from a browsing terminal 400A, 400B or 400C in step 170. The user enters identification information and a password in step 172. Step 174 determines whether the user is authorized to access the application server database 114. If authorized, the user is prompted to select a patient in step 176, and selects exams of the selected patient in step 178. The user is then asked in step 180 if he/she desires to find related data of that patient for comparative study.

If the user answers yes, the application server 110 then searches for related data. The application server 110 finds the image input device profile table 120 profile record corresponding to the image input device from which the selected data originates, identifies the list of PACS systems stored in the “related data storage” field 254, and searches these PACS systems for related data. In another embodiment, once the user has selected a patient/exam combination, the application server 110 automatically searches for related data without asking for user direction. In this embodiment, the application server 110 alerts the user if related data are found. In one embodiment, the application server 110 also searches the application server database 114 for related medial image data.

Still referring to FIG. 5, the user is then prompted to select all or some of the related data from the list of found related data for production, in step 184. In another embodiment, all found related data are automatically selected by the application server 110 for production, without prompting for user selection.

The user is then prompted to select another patient in step 186. After the user has completed selecting all patients, the user is prompted to select a CD production station 300A, 300B or 300C in step 188. The user is also prompted to enter

additional label text. In step 190, the application server 110 then sends a copy of the original and selected related data, along with a copy of the viewing program 112, a number indicating the number of copies to be produced, additional label text, and a label-printing file to the selected production station 300A, 300B or 300C for production.

The above paragraphs describe the application server 110 with one database 114 for image data storage. In another embodiment, the application server 110 includes two databases for image data storage: a new data database and a storage data database. The new data database stores only the most recent batch of new data just received from the image server 200. After the data in the new data database is sent to a production station 300A, 300B or 300C, the application server 110 erases data in the new data database. The storage data database stores all data that has ever been received from the image server database 202. In the processes described by FIG. 4 and FIG. 5, a user selects images for production from the storage data database.

Several modules are described in the specification and the claims. The modules may advantageously be configured to reside on an addressable storage medium and configured to execute on one or more processors. The modules may include, but are not limited to, software or hardware components that perform certain tasks. Thus, a module may include, for example, object-oriented software components, class components, processes methods, functions, attributes, procedures, subroutines, segments of program code, drivers, firmware, microcode, circuitry, data, databases, data structures, tables, arrays, and variables. Modules may be integrated into a smaller number of modules. One module may also be separated into multiple modules.

Although the foregoing has been a description and illustration of specific embodiments of the invention, various modifications and changes can be made thereto by persons skilled in the art, without departing from the scope and spirit of the invention as defined by the following claims.

What is claimed is:

1. A system for recording and viewing medical data comprising:

at least one receiver to receive medical image information in DICOM format through a software module, wherein the medical image information comprises patient identification information and study information; wherein the medical image information is stored in one or more files;

at least one storage to store the medical image information;

at least one storage to store a medical data image viewing software;

at least one receiver to receive an input information to create a job;

a processor; wherein the processor performs an analysis of the input information and the medical image information; wherein the analysis comprises generating matches in the medical information based on the input information;

a creator to create the job based on the analysis; wherein the job comprises the matched medical image information and the medical data image viewing software;

a creator to create label data; wherein the label data comprises information selected from the patient identification information based on the job;

a submitter to submit the job to at least one recorder;

wherein the at least one recorder further comprises a recording media control software;

wherein the at least one recorder records the job on a recording media;

wherein the recording media is readable by a platform or an operating system;

a submitter to submit the label data to a printer; and the printer to print the label data.

2. The system of claim 1, wherein the recording medium, when read by the platform or the operating system, displays a default web browser.

3. The system of claim 2, wherein the default web browser displays a medical procedure hyperlink.

4. The system of claim 2, wherein the default web browser displays at least one of patient's name, ID number, date of birth, medical procedure description, exam number, or medical procedure date.

5. The system of claim 3, wherein the medical procedure hyperlink launches the medical data image viewing software.

6. The system of claim 5, wherein the medical data image viewing software facilitates the manipulation of the medical image information accessed through the medical data image viewing software.

7. The system of claim 1, wherein the printer prints the label data on a surface of the recording medium.

8. The system of claim 1, wherein a user interface facilitates viewing of the job before recording it on the recording media.

9. A medical data recorder comprising:

at least one receiver to receive medical image information in DICOM format through a software module, wherein the medical image information comprises patient identification information and study information;

wherein the medical image information is stored in one or more files;

at least one storage to store the medical image information;

at least one storage to store a medical data image viewing software;

at least one receiver to receive an input information to create a job;

a processor; wherein the processor performs an analysis of the input information and the medical image information; wherein the analysis comprises generating matches in the medical information based on the input information;

a creator to create the job based on the analysis; wherein the job comprises matched medical image information and medical data image viewing software;

a creator to create label data; wherein the label data comprises information selected from the patient identification information based on the job;

a submitter to submit the job to at least one recorder; wherein the at least one recorder further comprises a recording media control software; wherein the at least one recorder records the job on a recording media;

a submitter to submit the label data to a printer; and the printer to print the label data.

10. The medical data recorder of claim 9, wherein the recording media is readable by multiple platforms and operating systems.



## 11

11. The medical data recorder of claim 9, wherein the printing of the label data occurs simultaneously with the recording of the medical image information on the recording media.

12. The medical data recorder of claim 9, wherein the recording media is a CD. 5

13. The medical data recording apparatus of claim 12, wherein the CD is approximately the size of a credit card.

14. The medical data recorder of claim 13, wherein the CD is compatible with a standard CD-ROM drive. 10

15. A method of recording and viewing medical data using a non-transitory machine-readable medium comprising:

receiving medical image information in DICOM format through a software module by a receiver;

wherein the medical image information comprises patient identification information and study information;

storing the medical image information in at least one storage;

storing a medical data image viewing software in at least one storage; 15

receiving input information to create a job in a receiver; analyzing the input information and the medical image information and generating matches in the medical image information based on the input information;

## 12

creating the job comprising the matched medical image information and medical data image viewing software; creating label data comprising information selected from the patient identification information based on the job; submitting the job to at least one recorder comprising a recording media control software; recording the job on a recording media; submitting the label data to a printer; and printing the label data.

16. The method of claim 15 further comprising displaying a default web browser by opening the recording medium in a supported platform and operating system.

17. The method of recording and viewing medical data of claim 16 further comprising displaying a medical procedure hyperlink on the default web browser.

18. The method of claim 16 further comprising displaying at least one of patient's name, ID number, date of birth, medical procedure description, exam number, or medical procedure date on the default web browser.

19. The method of claim 17 further comprising launching the medical data image viewing software by clicking on the medical procedure hyperlink.

20. The method of claim 19 further comprising manipulating the medical image information accessed through the medical data image viewing software.

\* \* \* \* \*