



US008483550B2

(12) **United States Patent**
Wright et al.

(10) **Patent No.:** **US 8,483,550 B2**
(45) **Date of Patent:** ***Jul. 9, 2013**

(54) **SYSTEM AND METHOD FOR PRODUCING MEDICAL IMAGE DATA ONTO PORTABLE DIGITAL RECORDING MEDIA**

(75) Inventors: **Ken Wright**, Chino Hills, CA (US);
Chet LaGuardia, Rancho Santa Margarita, CA (US)

(73) Assignee: **Datcard Systems, Inc.**, Irvine, CA (US)

(*) Notice: Subject to any disclaimer, the term of this patent is extended or adjusted under 35 U.S.C. 154(b) by 1349 days.

This patent is subject to a terminal disclaimer.

(21) Appl. No.: **11/942,630**

(22) Filed: **Nov. 19, 2007**

(65) **Prior Publication Data**

US 2008/0063368 A1 Mar. 13, 2008

Related U.S. Application Data

(63) Continuation of application No. 09/761,795, filed on Jan. 17, 2001, now Pat. No. 7,302,164.

(60) Provisional application No. 60/181,985, filed on Feb. 11, 2000.

(51) **Int. Cl.**
H04N 9/80 (2006.01)

(52) **U.S. Cl.**
USPC **386/344; 705/3**

(58) **Field of Classification Search**
None

See application file for complete search history.

(56) **References Cited**

U.S. PATENT DOCUMENTS

4,491,725 A 1/1985 Pritchard
4,736,256 A 4/1988 Ichikawa

(Continued)

FOREIGN PATENT DOCUMENTS

CA 2322191 4/2000
DE 198 02 572 A1 8/1999

(Continued)

OTHER PUBLICATIONS

U.S. Appl. No. 09/540,531, filed Mar. 31, 2000, Shoji, et al.

(Continued)

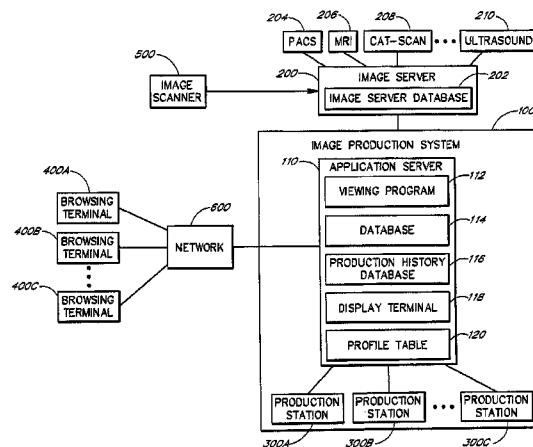
Primary Examiner — Huy T Nguyen

(74) *Attorney, Agent, or Firm* — Knobbe, Martens, Olson & Bear LLP

(57) **ABSTRACT**

This application discloses a system for recording medical image data for production on a portable digital recording medium such as CDs and DVDs. This system includes a receiving module, a processing module and an output module, with viewing program for viewing medical image data stored on the portable digital recording medium. It also discloses a method of storing medical image data on a portable digital recording medium, including the steps of receiving the medical image data, processing the data and storing the data on the portable digital recording medium, with a viewing program for viewing medical image data stored on the portable digital recording medium. It further discloses a method of selecting medical image data for recording on a portable digital recording medium, including the steps of connecting a browsing terminal to a computer database that stores the medical image data, selecting a first set of the medical image data from the computer database, and recording the selected first set of medical image data on the portable digital medium, with a viewing program for viewing the medical image data stored on the portable digital recording medium. It also discloses the method and system of retrieving medical image data that are related to the received/selected original medical image data, and recording the original and related medical image data on a portable digital recording medium.

31 Claims, 5 Drawing Sheets



U.S. PATENT DOCUMENTS			
4,768,099 A	8/1988	Mukai	5,974,004 A 10/1999 Dockes et al.
4,852,570 A	8/1989	Levine	5,974,201 A 10/1999 Chang et al.
4,860,112 A	8/1989	Nichols et al.	5,982,736 A 11/1999 Pierson
4,874,935 A	10/1989	Younger	5,995,077 A 11/1999 Wilcox et al.
4,945,410 A	7/1990	Walling	5,995,345 A 11/1999 Overbo
4,958,283 A	9/1990	Tawara et al.	5,995,965 A 11/1999 Experton
5,002,062 A	3/1991	Suzuki	6,006,191 A 12/1999 DiRienzo
5,005,126 A	4/1991	Haskin	6,021,404 A 2/2000 Moukheibir
5,019,975 A	5/1991	Mukai	6,022,315 A 2/2000 Iliff
5,208,802 A	5/1993	Suzuki et al.	6,032,120 A 2/2000 Rock et al.
5,235,510 A	8/1993	Yamada et al.	6,041,703 A 3/2000 Salisbury et al.
5,272,625 A	12/1993	Nishihara et al.	6,063,030 A 5/2000 Vara et al.
5,291,399 A	3/1994	Chaco	6,067,075 A 5/2000 Pelanek
5,317,337 A	5/1994	Ewaldt	6,115,486 A 9/2000 Cantoni
5,319,543 A	6/1994	Wilhelm	6,131,090 A 10/2000 Basso, Jr. et al.
5,321,520 A	6/1994	Inga et al.	6,137,527 A 10/2000 Abdel-Malek et al.
5,321,681 A	6/1994	Ramsay et al.	6,148,331 A 11/2000 Parry
5,384,643 A	1/1995	Inga et al.	6,149,440 A 11/2000 Clark et al.
5,410,676 A	4/1995	Huang et al.	6,155,409 A 12/2000 Hettinger
5,416,602 A	5/1995	Inga et al.	6,157,914 A 12/2000 Seto et al.
5,451,763 A	9/1995	Pickett et al.	6,188,782 B1 2/2001 Le Beux
5,452,416 A	9/1995	Hilton et al.	6,241,668 B1 6/2001 Herzog
5,469,353 A	11/1995	Pinsky et al.	6,260,021 B1 7/2001 Wong et al.
5,499,293 A	3/1996	Behram et al.	6,272,235 B1 8/2001 Bacus et al.
5,502,726 A	3/1996	Fischer	6,272,470 B1 8/2001 Teshima
5,513,101 A	4/1996	Pinsky et al.	6,363,392 B1 3/2002 Halstead et al.
5,518,325 A	5/1996	Kahle	6,366,966 B1 4/2002 Laney et al.
5,531,227 A	7/1996	Schneider	6,397,224 B1 5/2002 Zubeldia et al.
5,542,768 A	8/1996	Rother et al.	6,415,295 B1 7/2002 Feinberg
5,544,649 A	8/1996	David et al.	6,454,705 B1 9/2002 Cosentino et al.
5,572,422 A	11/1996	Nematbakhsh et al.	6,496,744 B1 12/2002 Cook
5,581,460 A	12/1996	Kotake et al.	6,529,757 B1 3/2003 Patel et al.
5,586,262 A	12/1996	Komatsu et al.	6,564,256 B1 5/2003 Tanaka
5,592,511 A	1/1997	Schoen et al.	6,564,336 B1 5/2003 Majkowski
5,597,182 A	1/1997	Reber et al.	6,574,629 B1 6/2003 Cooke et al.
5,597,995 A	1/1997	Williams et al.	6,574,742 B1 6/2003 Jamroga et al.
5,605,153 A	2/1997	Fujioka et al.	6,591,242 B1 7/2003 Karp et al.
5,633,839 A	5/1997	Alexander et al.	6,606,171 B1 8/2003 Renk et al.
5,634,053 A	5/1997	Noble et al.	6,615,192 B1 9/2003 Tagawa et al.
5,655,084 A	8/1997	Pinsky et al.	6,633,674 B1 10/2003 Gemperline et al.
5,659,741 A	8/1997	Eberhardt	6,654,724 B1 11/2003 Rubin et al.
5,668,998 A	9/1997	Mason et al.	6,671,714 B1 12/2003 Weyer et al.
5,671,353 A	9/1997	Tian et al.	6,675,271 B1 1/2004 Xu et al.
5,687,717 A	11/1997	Halpern et al.	6,678,703 B2 1/2004 Rothschild et al.
5,717,841 A	2/1998	Farrell et al.	6,678,764 B2 1/2004 Parvulescu et al.
5,721,891 A	2/1998	Murray et al.	6,760,755 B1 7/2004 Brackett
5,724,582 A	3/1998	Pelanek et al.	6,847,933 B1 1/2005 Hastings
5,734,629 A	3/1998	Lee et al.	6,910,038 B1 6/2005 James
5,734,915 A	3/1998	Roewer	6,925,319 B2 8/2005 McKinnon
5,740,134 A	4/1998	Peterson	6,954,767 B1 10/2005 Kanada
5,763,862 A	6/1998	Jachimowicz et al.	6,954,802 B2 10/2005 Sutherland et al.
5,781,221 A	7/1998	Wen et al.	6,988,074 B2 1/2006 Koritzinsky et al.
5,796,862 A	8/1998	Pawlicki et al.	7,006,881 B1 2/2006 Hoffberg et al.
5,809,243 A	9/1998	Rostoker et al.	7,020,651 B2 3/2006 Ripley
5,822,544 A	10/1998	Chaco et al.	7,111,015 B2 9/2006 Aoyama
5,823,948 A	10/1998	Ross, Jr. et al.	7,120,644 B1 10/2006 Canessa et al.
5,832,488 A	11/1998	Eberhardt	7,194,119 B2 3/2007 Zahlmann et al.
5,848,198 A	12/1998	Penn	7,268,794 B2 9/2007 Honda et al.
5,859,628 A	1/1999	Ross et al.	7,298,836 B2 11/2007 Wellons et al.
5,867,795 A	2/1999	Novis et al.	7,302,164 B2 * 11/2007 Wright et al. 386/225
5,867,821 A	2/1999	Ballantyne et al.	7,382,255 B2 6/2008 Chung et al.
5,869,163 A	2/1999	Smith et al.	7,395,215 B2 7/2008 Grushka
5,873,824 A	2/1999	Doi et al.	7,483,839 B2 1/2009 Mayaud
5,882,555 A	3/1999	Rohde et al.	7,523,489 B2 4/2009 Bossemeyer et al.
5,884,271 A	3/1999	Pitroda	7,552,340 B2 6/2009 Ooi et al.
5,899,998 A	5/1999	McGauley et al.	7,621,445 B2 11/2009 Esseiva et al.
5,903,889 A	5/1999	de la Huerga et al.	7,640,271 B2 12/2009 Logan
5,909,551 A	6/1999	Tahara et al.	7,694,331 B2 4/2010 Vesikivi et al.
5,911,687 A	6/1999	Sato et al.	7,729,597 B2 * 6/2010 Wright et al. 386/239
5,914,918 A	6/1999	Lee et al.	7,783,174 B2 * 8/2010 Wright et al. 386/241
5,920,317 A	7/1999	McDonald	7,836,493 B2 11/2010 Xia et al.
5,924,074 A	7/1999	Evans	7,965,408 B2 6/2011 Samari
5,942,165 A	8/1999	Sabatini	8,045,214 B2 10/2011 Samari
5,946,216 A	8/1999	Hollerich	8,059,304 B2 11/2011 Samari
5,946,276 A	8/1999	Ridges et al.	2001/0041991 A1 11/2001 Segal et al.
5,949,491 A	9/1999	Callahan et al.	2001/0056359 A1 12/2001 Abreu
5,950,207 A	9/1999	Mortimore et al.	2002/0007287 A1 1/2002 Straube et al.
5,951,819 A	9/1999	Hummell et al.	2002/0019751 A1 2/2002 Rothschild et al.
			2002/0046061 A1 4/2002 Wright et al.

2002/0077861	A1	6/2002	Hogan
2002/0085476	A1	7/2002	Samari-Kermani
2002/0103675	A1	8/2002	Vanelli
2002/0103811	A1	8/2002	Fankhauser et al.
2002/0133373	A1	9/2002	Silva-Craig et al.
2002/0138301	A1	9/2002	Karras et al.
2002/0138524	A1	9/2002	Ingle et al.
2003/0040940	A1	2/2003	Nehammer
2003/0051144	A1	3/2003	Williams
2003/0105393	A1	6/2003	Sutherland et al.
2003/0200226	A1	10/2003	Wells et al.
2003/0208382	A1	11/2003	Westfall
2003/0220822	A1	11/2003	Fiala
2004/0006492	A1	1/2004	Watanabe
2004/0078236	A1	4/2004	Stoodley et al.
2004/0083123	A1	4/2004	Kim et al.
2004/0210458	A1	10/2004	Evans et al.
2004/0215637	A1	10/2004	Kitamura et al.
2005/0075909	A1	4/2005	Flagstad
2005/0125252	A1	6/2005	Schoenberg
2005/0125254	A1	6/2005	Schoenberg
2005/0125258	A1	6/2005	Yellin et al.
2005/0154614	A1	7/2005	Swanson et al.
2005/0192837	A1	9/2005	Fears et al.
2005/0197860	A1	9/2005	Joffe et al.
2005/0240445	A1	10/2005	Sutherland et al.
2005/0267351	A1	12/2005	Humphrey et al.
2006/0058626	A1	3/2006	Weiss et al.
2006/0085226	A1	4/2006	Kamber
2006/0149601	A1	7/2006	Langhofer et al.
2006/0155584	A1	7/2006	Aggarwal
2006/0161928	A1	7/2006	Douglass et al.
2006/0179112	A1	8/2006	Weyer et al.
2007/0050216	A1	3/2007	Wright et al.
2007/0061170	A1	3/2007	Lorsch
2007/0180509	A1	8/2007	Swartz et al.
2008/0071577	A1	3/2008	Highley
2008/0122878	A1	5/2008	Keefe et al.
2008/0172254	A1	7/2008	Rosenfeld et al.
2008/0221920	A1	9/2008	Courtney
2008/0319798	A1	12/2008	Kelley
2009/0018871	A1	1/2009	Essig et al.
2009/0055924	A1	2/2009	Trotter
2009/0119764	A1	5/2009	Applewhite et al.
2009/0198515	A1	8/2009	Sawhney
2009/0204433	A1	8/2009	Darian et al.
2010/0286997	A1	11/2010	Srinivasan
2012/0116808	A1	5/2012	Samari

FOREIGN PATENT DOCUMENTS

EP	0 684 565	A1	11/1995
EP	0 781 032	A3	3/1999
EP	0 952 726	A1	10/1999
GB	2 096 440	A	10/1982
JP	04-177473	A	6/1992
JP	06-261892	A	9/1994
WO	WO 97/22297		6/1997
WO	WO 00/02202		1/2000
WO	WO 00/19416		4/2000

OTHER PUBLICATIONS

U.S. Appl. No. 09/602,643, filed Jun. 22, 2000, Rothschild.

U.S. Appl. No. 60/181,215, filed Sep. 2, 2000, Segal.

10th Conference on Computer Applications to Assist Radiology and 4th Conference on Computer Assisted Radiology, RL Arenson & RM Friedenberg, Symposium Foundation, Copyright 1990, pp. 1-441.

10th Conference on Computer Applications to Assist Radiology and 4th Conference on Computer Assisted Radiology, RL Arenson & RM Friedenberg, Symposium Foundation, Copyright 1990, pp. 442-791.

11th Conference on Computer Applications in Radiology and 6th Conference on Computer assisted Radiology, William Brody and Gerald Johnston, Copyright 1992, pp. 1-376.

11th Conference on Computer Applications in Radiology and 6th Conference on Computer assisted Radiology, William Brody and Gerald Johnston, Copyright 1992, pp. 376-434; 445-749.

12th Conference on Computer Applications in Radiology and 8th Conference on Computer Assisted Radiology, Jun. 12-15, 1994, Johannes Boehme & Alan Rowberg, Copyright 1994.

13th Conference on Computer Applications in Radiology, Jun. 6-9, 1996, R Kilcoyne, et al., Copyright 1996.

510(k) summary, Cardiovascular Work Station (CWS) 5000 and CWS 3000, RJ Flatau, Dated Oct. 7, 1999.

A five-step approach to digital image manipulation for the radiologist, FM Carl et al., Radiographics Jul.-Aug. 2002 22:4.

A look at infoRAD 1992, infoRAD: Informatics in Radiology, Ackerman, Radiographics Sep. 1992, 12:5.

A low-cost CD-ROM based image archival system, LH Schwartz and SV Lossef, Radiographics Jan. 1995 15:1.

A new approach to teleconferencing with intravascular US and cardiac angiography in a low-bandwidth environment, JN Stahl et al., Radiographics Sep.-Oct. 2000, 20:5.

A PACS RFP toolkit presented to The Fifth RIS-PACS School, Georgetown University Medical Center, JH Perry, Dated Feb. 3, 1995.

A PACS RFP toolkit presented to The Seventh RIS-PACS School, Georgetown University Medical Center, JH Perry, Dated Aug. 11, 1997.

A Unified Timeline Model and User Interface for Multimedia Medical Databases, JDN Dionisio et al, Computerized Medical Imaging and Graphics 20:4, Jul.-Aug. 1996.

Accessing Picture Archiving and Communication System Text and Image Information Through Personal Computers, MR Ramaswamy et al., Computers in Radiology, AJR 163, Nov. 1994.

ACOM-PC 2.2 DICOM Conformance Statement, Version 1.0, dated Sep. 29, 1999.

Advantages of a Cardiac DICOM Network Server / Writer for Viewing and Permanent CD-R Archiving of Cardiovascular Angiography Images, Hibel et al, Computers in Cardiology 2000; 27:649-652.

AIM, Advanced informatics in medicine, EurIPACS, European integrated picture archiving & communication system in the hospital, Merheus et al., dated Dec. 31, 1994.

An economical, personal computer-based picture archiving and communication system, T-C Wu et al., Radiographics Mar.-Apr. 1999, 19:2.

Angiocardiography without cinefilm: information on the new digital imaging interchange standard for cardiology based on DICOM, "Last Updated: Tuesday, Jun. 11, 1996 by Tim Becker."

Automated prefetch mechanism: Design and implementation for a radiology PACS, AWK Wong et al., SPIE vol. 2165.

Brigham and Women's teams PACS, RIS technologies—Brigham and Women's Hospital in Boston combines Picture Archival Communication Systems and radiology information systems technologies—includes related article on imaging technology trends, Rob Hard, dated Mar. 1994.

Capturing clinical reports in a large academic medical center: Feeding a central patient data repository, MK Ekstrom et al.

CD-R & CD-RW: Questions and Answers, OSTA Optical Storage Technology Association, dated Jul. 15, 1997.

CD-Surf User's Guide Version 1.0, Algotec, Copyright 2001.

Clinical Experience with PACS at the University of Pennsylvania, HL Kundel et al., Computerized Medical Imaging and Graphics 15:2, May-Jun. 1991.

Clinical experience with PACS, presented at the Radiological Society of North America 81st Scientific Assembly and Annual Meeting Nov. 25-Dec. 1, 1995.

Computer-based radiology information system: From floppy disk to CD-ROM, EF Binet et al., Radiographics 15:5, Sep. 1995.

Computerized scientific exhibit in radiology: A valuable format for delivering scientific information, DGK Varma, et al., Radiographics 14:5, Sep. 1994.

Consulting with radiologist outside the hospital by using java, S-K Lee et al., Radiographics 19:4, Jul.-Aug. 1999.

Cost Savings in a Digital Radiology Department, GM Kolodny et al, dated Mar. 9, 2009, but may be from 1997.

D.I.S.C. 96 (ESC version) ESC annual meeting—Birmingham, T Becker.

DeJarnette Research Systems, DICOM/QR, DICOM Conformance Statement, Copyright 1997.

DeJarnette Research Systems, MediShare 1000 Worklist Manager, DICOM Conformance Statement, Copyright 1995-1996.

- DHCP integrated imaging project: Report of the evaluation panel, Department of Veterans Affairs, Jun. 8, 1990.
- DICOM Conformance Requirements for CT/MR Modalities, Version 1.0, dated Nov. 15, 1999.
- DICOM Media Interchange Standards for Cardiology: Initial Interoperability Demonstration, Elion, Copyright 1995.
- DICOM Structured Reporting, David Clunie, Copyright 2000.
- Digital archive system for radiologic images, AWK Wong, et al., *Radiographics* 14:5, Sep. 1994.
- Digital case library: A resource for teaching, learning, and diagnosis support in radiology, KJ Macura et al., *Radiographics* 15:1, Jan. 1995.
- Digital Imaging and Communications in Medicine (DICOM) Supplement 19 General Purpose CD-R Image Interchange Profile, dated Jan. 28, 1997.
- Digital Imaging and Communications in Medicine (DICOM) Supplement 40: DVD-RAM Media Application Profiles, dated May 18, 2001.
- Digital networking and archiving with ACOM TOP, W Sallfrank, *International Journal of Cardiac Imaging* 14:323-327, 1998.
- Distributing medical images with internet technologies: A DICOM java viewer, J Fernandez-Bayo et al., *Radiographics* 20:2, Mar.-Apr. 2000.
- Editorial, Wong and Huang, *Computerized Medical Imaging and Graphics* 20:4, Jul.-Aug. 1996.
- Entwicklung von Algorithmen und Programmen für ein Archivierungs- und Kommunikationssystem zur internetbasierten Verwaltung medizinischer Bilder, Khludov, Sergey, Aug. 1999.
- Evaluating PACS Success: A Multidimensional Model, G Pare et al., *Proceedings of the 38th Hawaii International Conference on System Science*, Copyright 2005.
- Evolution of the clinical review station for enterprise-wide multimedia radiology reporting, W Hanlon et al., *Proc. of SPIE vol. 3980, PACS Design and Evaluation: Engineering and Clinical Issues*, dated Feb. 2000.
- Fast nearest neighbor search in medical image databases, F Korn et al., *Proceedings of the 32nd VLDB Conference*, 1996.
- Filmless digital radiology—feasibility and 20 month experience in clinical routine, H Mosser et al., *Medical Informatics*, 19:2, 1994.
- Final Text—Supplement 2, Digital Imaging and Communications in Medicine (DICOM), Part 11: Media Storage Application Profiles, Addenda on Conformance, dated Feb. 26, 1995.
- Final Text—Supplement 3—Part 12, Digital Imaging and Communications in Medicine (DICOM), Part 12: Media Format and Physical Media for Media Interchange, dated Feb. 26, 1995.
- Finding the path: A worldwide web-based guide for imaging evaluation of patients in the emergency department, LM Azmoun et al., *Radiographics* 17:1, Jan.-Feb. 1997.
- First DIN-PACS award goes to IBM as Computer Giant Wins Portsmouth Bid, web.archive.org date “Apr. 15, 2001.”
- GE Medical Systems Technical Publications, IIS FP10282, Revision 1, PathSpeed PACS Version 8.0 Conformance Statement for DICOM V3.0, Dated Sep. 2000.
- Hospital integrated picture archiving and communication systems: A second generation PACS concept, M Osteaux, Copyright 1992.
- Image archives and image data bases: How do they differ?, CC Jaffe, *Radiographics* 14:3, May 1994.
- ImagiNet Workflow and Management Manual Version 3.0, Algotec, Copyright 2003.
- Implementation of the DICOM 3.0 Standard: A pragmatic Handbook, Robert Hindel, Copyright 1994.
- Implementing a DICOM—HL7 interface application, SL Fritz et al., *SPIE vol. 2435*.
- Information management and distribution in a medical picture archive and communication system, FW Prior, Copyright 1992.
- Inside BringhamRAD: Providing radiology teaching cases on the internet, GL Mammome et al., *Radiographics* 15:6, Nov. 1995.
- Integrating a Personal-Computer Local-Area Network with a Radiology Information System: Value as a Tool for Clinical Research, MS Frank et al., *Computers in Radiology*, JR 162, Mar. 1994.
- Integrating the healthcare enterprise: A primer: Part 4. The role of existing standards in IHE, M Henderson et al., *Radiographics* 21:6, Nov.-Dec. 2001.
- Interactive Multimedia in the High Performance Organization: Wealth Creation in the Digital Economy, David Ticol, Copyright 1995.
- Interfacing the PACS and the HIS: Results of a 5-year Implementation, TV Kinsey, *Radiographics*, May-Jun. 2000;20(3):883-91.
- Legacy System Integration Using Web Technology, RL Kennedy et al, *Proc. of SPIE vol. 3980, PACS Design and Evaluation: Engineering and Clinical Issues*, dated Feb. 2000.
- Lockheed Martin Operating Instructions, Vantage Picture Archiving and Communication System, 5.0 Release, dated Aug. 1996.
- Med-e-Mail Technical Manual Version 1.0, Algotec, Copyright 2001.
- Medical image databases: a content-based retrieval approach, Tagare et al., *J Am Med Inform Assoc.* 1997.
- MediLink Technical Manual Version 1.5, Algotec, Copyright 2001.
- MediPrime DICOM Conformance Statement, Algotec, Latest Copyright 2000.
- MediStore Technical Manual Version 1.1, Algotec, Copyright 1999.
- Medweb Image Server DICOM Conformance Statement, Revision 2.1, dated Jul. 1, 1998.
- Merge Connectivity Products: MergeArk, “webarchive.org” date “Sep. 16, 2000”.
- MergeWorks: A system of flexible building blocks that provide DICOM infrastructure for electronic image management, MergeTechnologies, Inc., “webarchive.org” date “Dec. 2, 1998.”
- MergeWorks: Store, MergeTechnologies, Inc., “webarchive.org” date “Dec. 3, 1998.”
- MergeWorks: Datasheets, MergeTechnologies, Inc., “webarchive.org” date “Feb. 20, 1999.”
- MergeWorks: Print, MergeTechnologies, Inc., “webarchive.org” date “Dec. 3, 1998.”
- Minutes: Working group 6 (base standard) DICOM standards committee., Dated Jun. 28, 1999.
- Multimedia image and data navigation workstation, O Ratib et al., *Radiographics* 17:2, Mar.-Apr. 1997.
- North by Northwest: Initial Experience with PACS at Northwestern Memorial Hospital, DS Channin et al., *Proc. of SPIE vol. 3980, PACS Design and Evaluation: Engineering and Clinical Issues*, dated Feb. 2000.
- OSCAR, Optical system for cine archiving and review, dated Feb. 1999.
- PACS Databases and Enrichment of the Folder Manager Concept, KP Andriole et al., *Journal of Digital Imaging*, 13:1, Feb. 2003.
- PACS Implementation Experiences: From In-house to Partnership to Advisory Board, HK Huang, *Proc. Of SPIE vol. 3980, PACS Design and Evaluation: Engineering and Clinical Issues*, dated Feb. 2000.
- PACS mini refresher course: Electronic imaging workstations: Ergonomic issues and the user interface, SC Horii, *Radiographics* 12:4, Jul. 1992.
- PACS mini refresher course: Evaluation of requirements and planning for picture archiving and communication system, JC Honeyman et al., *Radiographics* 12:1, Jan. 1992.
- PACS mini refresher course: Image archival technologies, MM Frost et al., *Radiographics* 12:2, Mar. 1992.
- PACS mini refresher course: Introduction to the ACR-NEMA DICOM Standard, WD Bidgood & SC Horii, *Radiographics* 12:2, Mar. 1992.
- PACS mini refresher course: Local area network topologies, media, and routing, BK Stewart., *Radiographics* 12:3, May 1992.
- PACS mini refresher course: Network and ACR-NEMA DICOM protocols, SC Horii & WD Bidgood, *Radiographics* 12:3, May 1992.
- PACS mini refresher course: Picture archiving and communication systems: An overview, RH Choplin et al., *Radiographics* 12:1, Jan. 1992.
- PACS mini refresher course: Software suite for image archiving and retrieval, SR Seshadri et al., *Radiographics* 12:2, Mar. 1992.
- PACS mini refresher course: System integration: Requirements for a fully functioning electronic radiology department, JM Boehmell and RH Choplin, *Radiographics* 12:4, Jul. 1992.
- PACS mini refresher course: Three methods of implementing a picture archiving and communication system, HK Huang, *Radiographics* 12:1, Jan. 1992.

- PACS mini refresher course: Wide area network strategies for teleradiology system, SJ Dwyer et al., *Radiographics* 12:3, May 1992.
- PACS: Picture archiving and communication systems in biomedical imaging, HK Huang, Copyright 1996, pp. 396-401 and Table of Contents.
- Part four: A nontechnical introduction to DICOM, SC Horii, *Radiographics* 17:5, Sep.-Oct. 1997.
- Personal Notes, SNM 96, RE Zimmerman, dated Mar. 9, 2009, but may be from 1996.
- Picture Archiving and Communication System (PACS): a Progressive Approach with Small Systems, M Osteaux et al., *European Journal of Radiology* 22 (1996) 166-174.
- Project DEPRAD (Deployable Radiology and Teleradiology System) in Bosnia/Hungary, SK Mun, Report Date Mar. 1997.
- Radiology and computer science, LV Ackerman, *Radiographics* 11:6, Nov. 1991.
- RadNotes: A novel software development tool for radiology education, AB Baxter et al., *Radiographics* 17:3, May-Jun. 1997.
- Research and development progress report, UCLA medical imaging division PACS / Teleradiology, dated Feb. 1995.
- Selections from: A generic hospital PACS RFP presented to the Seventh RIS-PACS School, Georgetown University Medical Center, JH Perry, Dated Jul. 9, 1997.
- Selections from: Picture Archiving and Communication Systems (PACS) in Medicine, Huang et al, Copyright 1991.
- Siemens DICOM 3.0 Conformance Statement, DICOMLink v1.2 for ICON, Copyright 1998.
- Siemens SIENET DICOM Conformance Statement MagicView 300 Version VA30A, Revision 8.0, Copyright 2000.
- Siemens, SIENET MagicView 300, Copyright Apr. 2001.
- The All-Digital Department Moves to the Web, L. Barbaras et al., *Clinical Data on the WWW*, Copyright 1996, posted Jul. 12, 1996.
- The Evolution of Electronic Imaging in the Medical Environment, BJ Erickson and NJ Hangiandreou, *Journal of Digital Imaging*, 11:3, Supp 1, Aug. 1998.
- UCSF Radiological Informatics Research: A Progress Report, Feb. 1996.
- UCSF Radiological Informatics Research: A Progress Report, Feb. 1997.
- Universal Connectivity: Now and tomorrow, Radiological Society of North America, Founded in 1915.
- Using a Kodak Photo CD Technology for Preservation and Access: A Guide for Librarians, Archivists, and Curators, AR Kenney and OY Reiger, dated as "Web links confirmed as of Apr. 30, 1998."
- Web Technology and its Relevance to PACS and Teleradiology, W DeJarnette, *Applied Radiology*, dated Aug. 2000.
- GE Medical Systems Technical Publications, Direction 2246811-100, Revision 2, Senographe 2000 D Acquisition Workstation Conformance Statement for DICOM V3.0, latest Copyright 2000.
- U.S. Appl. No. 09/602,643, filed Jun. 22, 2000, Peter Alden Rothschild.
- U.S. Appl. No. 12/479,726, filed Jun. 5, 2009, Wright et al.
- U.S. Appl. No. 12/484,064, filed Jun. 12, 2009, Wright et al.
- U.S. Appl. No. 12/484,100, filed Jun. 12, 2009, Wright et al.
- U.S. Appl. No. 12/491,178, filed Jun. 24, 2009, Wright et al.
- U.S. Appl. No. 12/491,187, Jun. 24, 2009, Wright et al.
- U.S. Appl. No. 60/181,215, filed Sep. 2, 2000, Elliot A. Segal.
- Response to Office Action of Jun. 22, 2009, U.S. Appl. No. 09/753,792, filed Aug. 25, 2009.
- U.S. Appl. No. 60/205,751, filed May 2000, Samari-Kermani.
- "Med-volviz-faq-2000-01," dated Jan. 2000.
- "Med-volviz-faq-98-11," dated Nov. 1998.
- "TDF Corporation Announces Statement of Direction to Integrate Image Edition with IBM ImagePlus VisualInfo," TDF Corporation, Apr. 1, 1996.
- Lee Mantelman, "TDF Launches ImageMail—A 'Fed.EXE' for Digital Documents," *Magazine*, Nov. 1996.
- "Algotec to Introduce New Communications Tools for R Physicians at HIMSS 2000," Algotec [Retrieved from http://www.algotec.com/web/upload_files/New_Communications_Tools.htm, on Jan. 25, 2008].
- Minutes, DICOM Standards Committee, Jan. 19-20, 1999.
- "Archium Digital Cardiac System: Enhanced Cath Department Productivity and Workflow," Camtronics Medical Systems [Retrieved from <http://web.archive.org/web/19980711040910/camtronics.com/cardiology/archium.htm>, on Feb. 26, 2008].
- "Image Workstation DICOM Conformance Statement," Camtronics Medical Systems, Copyright 1999.
- "NT100/NT 200 Network Imaging Systems," Camtronics Medical Systems, dated 1998 [Retrieved from <http://web.archive.org/web/19980711040955/camtronics.com/network/nt.htm>, on Feb. 26, 2008].
- "About Camtronics," Camtronics Medical Systems, dated 1998 [Retrieved from <http://web.archive.org/web/19980711040447/camtronics.com/about/main.htm>, on Feb. 26, 2008].
- "Digital Cardiac Archive and Review System Strategies," [Retrieved from <http://web.archive.org/web/19980711041117/camtronics.com/cardiology/digital.htm>, on Feb. 26, 2008].
- "Cardiac Imaging Leaders Join Forces to Provide Image Network Solutions," dated Jul. 31, 1997, "New Digital Cardiac Imaging Upgrade Brings New Life to Existing Cath Labs," dated Feb. 16, 1997, "Camtronics Introduces Three Archium Products Which Advance CD-R Exchange," dated Apr. 9, 1996 [Retrieved from <http://web.archive.org/web/19980711041036/camtronics.com/news/news.htm>, on Feb. 26, 2008].
- "Antelope Valley Hospital Chooses Algotec for Full PACS Installation; Major Los Angeles County Hospital has History of Technological Innovation," *Business Wire*, dated Nov. 28, 2000.
- Trex Medical Corp. Form 10-K, dated Dec. 6, 1996 [Retrieved from <http://sec.edgar-online.com/1996/12/00/0001003539-96-000006/Section2.asp>, on Feb. 20, 2008].
- "DICOM—Digital Imaging and Communications in Medicine," Presentations of the European Society of Cardiology (ESC), dated Aug. 25, 1999.
- Cardiac Imaging Issue, *NewsWatch*, Mar. 2000 [Retrieved from http://www.medicalimaging.com/issues/articles/2000-03_10.asp?mode=print, on Feb. 22, 2008].
- Erik L. Ridley, "Algotec Pursues ASP Model in Bid for PACS Market Success," *AuntMinnie.com*, dated May 2, 2000 [Retrieved from <http://www.auntminnie.com/print/print.asp?sec=sup&sub=pac&pag=dis&ItemId=740&printpage=true>, on Mar. 5, 2008].
- Marie S. Marchese, "Algotec: Where the Web PACS Punch," *Nuclear Medicine*, Jun. 2000 Issue [Retrieved from http://www.medicalimagingmag.com/issues/articles/2000-06_11.asp, on Jan. 25, 2008].
- Product Overview Webpage, DR Systems, Inc., dated Jan. 26, 1998 [Retrieved from <http://web.archive.org/web/19981202142228/www.dominator.com/products.htm>, on Mar. 6, 2008].
- Image Edition Product Webpage, The TDF Product Line, TDF Corp., Copyright 1997.
- Universal Manager Product Webpage, DR Systems, Inc., dated Jan. 26, 1998 [Retrieved from <http://web.archive.org/web/19990218141212/www.dominator.com/prod02.htm>, on Mar. 6, 2008].
- Reading Station with Ambassador Product Webpage, DR Systems, Inc., dated Jan. 26, 1998.
- Minutes, DICOM Standards Committee, Jun. 22-23, 1999.
- David Hannon & Marie S. Marchese, "HIMSS Preview: HIMSS Brings New Features to Connectivity Carnival," *Information Management*, Apr. 2000 Issue [Retrieved from http://www.medicalimagingmag.com/issues/articles/2000-04_04.asp, on Mar. 3, 2008].
- "DICOM Standards Committee: writeable CD-ROMs May Become Gold Standard of Image Exchange," *Non-invasive Imaging*, dated Feb. 1999.
- Uwe Engelmann et al., "Borderless Teleradiology with CHILI," *Journal of Medical Internet Research*, dated Dec. 13, 1999 [Retrieved from <http://www.jmir.org/1999/2/e8>, on Mar. 3, 2008].
- Gary R. Conrad, "A Simple Image Display Application for Windows," *Journal of Digital Imaging*, vol. 10, No. 3, pp. 115-119, Aug. 1997.
- Ruediger Simon, "DICOM: State of the Standard in 1999."

- DICOMwriter Single Lab Network Connections Product Webpage, Heartlab Products, Copyright 1999 [Retrieved from <http://web.archive.org/web/19990417151612/www.heartlab.com/products/writer.cfm>, on Mar. 3, 2008].
- User's Manual for Medical Imaging and Communication System (Version 3), HiPax, Copyright 2000.
- "New Solution Offers Film Copying to CD—View DICOM on Any PC," PR Newswire, dated Nov. 28, 2000.
- "IBM Digital Library (developing information storage and retrieval system)," Newline, dated May 1, 1995 [Retrieved from <http://www.highbeam.com/DocPrint.aspx?DocId=1G1:17155094>, on Mar. 5, 2008].
- User's Guide for ImageAXS Pro-Med (Windows), Digital Arts & Sciences, Copyright 1998.
- Mike Obstgarten, "Image Storage Devices & Media—New Magic," Advanced Imaging, Feb. 1, 1999 [Retrieved from <http://www.highbeam.com/DocPrint.aspx?DocId=1G1:54116212>, on Mar. 5, 2008].
- DICOMwriter Product Webpage, Heartlab Inc., Copyright 1999.
- "Smart and Friendly Ships Industry's Most Complete 4x CD Recorder Solution With CD-RW Rewritability; Complete CD-R/CD-RW Solution Features Support for DVD Compatibility, UDF-Compliant Direct Random Overwrite, and Recording from Vinyl Records and Cassette or 8-Track Tapes," Business Wire, dated Sep. 12, 1997 [Retrieved from <http://www.encyclopedia.com/doc/1G11-9746834.html>, on Feb. 14, 2008].
- James L. Lear et al., "Redundant Array of Independent Disks: Practical On-Line Archiving of Nuclear Medicine Image Data," Journal of Digital Imaging, vol. 9, No. 1, pp. 37-38, Feb. 1996.
- Amit Mehta et al., "Enhancing Availability of the Electronic Image Record for Patients and Caregivers During Follow-Up Care," Journal of Digital Imaging, vol. 12, No. 2, pp. 78-80, May 1999.
- Raffaele Noro et al., "Real-Time Telediagnosis of Radiological Images through an Asynchronous Transfer Mode Network: The ARTeMed Project," Journal of Digital Imaging, vol. 10, No. 3, pp. 116-121, Aug. 1997.
- Atsutoshi Oka et al., "Interhospital Network System Using the Worldwide Web and the Common Gateway Interface," Journal of Digital Imaging, vol. 12, No. 2, pp. 205-207, May 1999.
- C.J. Henri et al., "Evolution of a Filmless Digital Imaging and Communications in Medicine—Conformant Picture Archiving and Communications System: Design Issues and Lessons Learned Over the Last 3 Years," Journal of Digital Imaging, vol. 12, No. 2, pp. 178-180, May 1999.
- "Philips Introduces CD-Medical: The Digital Alternative to Cine Film," Business Wire, dated Mar. 20, 1995 [Retrieved from <http://www.highbeam.com/DocPrint.aspx?DocId=1G1:16673959>, on Mar. 5, 2008].
- User Manual for MEDIMAGE: DICOM Archiving & Viewing Station, Vepro Computersysteme, dated May 9, 2000.
- "A Virtual Image Bank," Yale Medicine, Winter/Spring 1998 [Retrieved from http://yalemedicine.yale.edu/ym_ws98/cover/cov_virtual05.html, on Feb. 10, 2008].
- Mark Zaidel et al., "Interactive Web-Based Radiology Teaching File," Journal of Digital Imaging, vol. 12, No. 2, pp. 203-204, May 1999.
- E-mail Communication B. M. Srnka, gastrobase II, 1 page, Feb. 23, 2008.
- James D. Thomas, "Digital Storage and Retrieval: The Future in EchoCardiography," Heart, 78, pp. 19-22, 1997.
- James D. Thomas & Steven E. Nissen, "Digital Storage and Transmission of Cardiovascular Images: What are the Costs, Benefits and Timetable for Conversion?," Heart, 76, pp. 13-17, 1996.
- "Acuson Releases ViewPro-Net Network Image Review Software Package," Acuson Corp., dated Mar. 8, 1999.
- Ricky K. Taira et al., "A Concept-Based Retrieval System for Thoracic Radiology," Journal of Digital Imaging, vol. 9, No. 1, pp. 25-36, Feb. 1996.
- Bradley J. Erickson et al., "Reads: A Radiology-Oriented Electronic Analysis and Display Station," Journal of Digital Imaging, vol. 10, No. 3, pp. 67-69, Aug. 1997.
- Erik L. Ridley, "Popularity of Windows NT Platform Continues to Grow as Vendors Standardize on Microsoft OS—NT, Web, and Integration Dominate PACS Exhibits," Diagnostic Imaging's WEBCAST of the 1998 RSNA Conference [Retrieved from http://www.dimag.com/webcast/wc_story2.htm, on Mar. 3, 2008].
- Ramesh C. Verma et al., "Picture Archiving and Communication System—Asynchronous Transfer Mode Network in a Midsized Hospital," Journal of Digital Imaging, vol. 10, No. 3, pp. 99-102, Aug. 1997.
- Edward M. Smith et al., "Project MICAS—Medical Information, Communication and Archive System: PACS Implementation at the University of Rochester Medical Center," Journal of Digital Imaging, vol. 10, No. 3, p. 228, Aug. 1997.
- Hubert Chin et al., "Digital Photography of Digital Imaging and Communication in Medicine—3 Images From Computers in the Radiologist's Office," Journal of Digital Imaging, vol. 12, No. 2, pp. 192-194, May 1999.
- E-mail Communication B. M. Srnka, CD RS, 1 page, Feb. 23, 2008.
- Joseph G. Hennessey et al., "Digital Video Applications in Radiologic Education: Theory, Technique, and Applications," Journal of Digital Imaging, vol. 7, No. 2, pp. 85-90, May 1994.
- Michael Abiri & Nanda Kirpekar, "Designing a Request for Proposal for Picture Archiving and Communication System," Journal of Digital Imaging, vol. 10, No. 3, pp. 20-23, Aug. 1997.
- Richard K. Wertz, "CD-ROM: A New Advance in Medical Information Retrieval," JAMA, vol. 256, No. 24, pp. 3376-3378, Dec. 26, 1986.
- Jean-Christien Oberson et al., "Development of an Electronic Radiologist's Office in a Private Institute," Radiographics, Copyright 2000 [Retrieved from <http://radiographics.rsna.org/cgi/content/full/20/2/573>, on Mar. 3, 2008].
- "CD-Medical Format for Cardiac Image Storage," Screen Digest, dated May 1, 1995 [Retrieved from <http://www.highbeam.com/DocPrint.aspx?DocId=1G1:45516859>, on Mar. 5, 2008].
- Armond L. Levy et al., "An Internet-Connected, Patient-Specific, Deformable Brain Atlas Integrated into a Surgical Navigation System," Journal of Digital Imaging, vol. 10, No. 3, pp. 231-237, Aug. 1997.
- "TDK Introduces Medical CD-R Recording Station," Business Wire, dated Dec. 1, 1999 [Retrieved from http://findarticles.com/p/articles/mi_mOEIN/is_Dec_1/ai_57876529/print, on Mar. 11, 2008].
- "PACS Companies Chase Referring Physicians," Diagnostic Imaging's RSNA Webcast [Retrieved from <http://www.dimag.com/webcast00/showArticle.ihtml?page=4.html>, on Mar. 5, 2008].
- Product Showcase Webpage, Medical Imaging, Jan. 2000.
- 510(k) Summary of Safety and Effectiveness, Mitra Imaging, Inc., dated Oct. 31, 1997.
- Cardiology Products Webpage, Eastman Kodak Co., Copyright 1994-1997.
- Company Overview Webpage, Trex Medical Corp., Copyright 2000-2008.
- 510(k) Premarket Notification Database, MedImage Image Processing System, Vepro Computersysteme, dated Jun. 13, 1997.
- CRS-PC / CRS-PC+ 1.3 Conformance Statement for DICOM V3.0, GE Medical Systems, Copyright 2000.
- Guardian DICOM Archive Media Storage Conformance Statement, DR Systems, Inc., dated May 4, 1999.
- Sienet MagicStore VB22D DICOM Conformance Statement, Siemens Health Services, dated May 11, 2000.
- Ruediger Simon, "DICOM: State of the Standard in 1999," undated.
- Tony Rickards, "What is DISC Birmingham 96?" Jul. 24, 1996.
- "Three-In-One: Siemens' SIENET MagicView 300 PACS Software Offers Image Distribution, Teleradiology and Mini-Archive," PRNewswire, Jun. 11, Copyright 1996-2008.
- MedImage Image Management System DICOM Conformance Statement, Vepro, dated May 8, 2000.
- SIENET Sky DICOM Conformance Statements Webpage, Siemens Healthcare, Copyright 2002-2008.
- Acom.Convert DICOM Conformance Statement, Siemens, dated Sep. 15, 1999.
- ARRI Oscar Product Brochure, ARRI, Copyright 1999.
- L. Verhoeven and E. G. Mast, "Coronary X-ray Angiography: 40 Years of Experience," MedicaMundi, vol. 43, Iss. 2, Sep. 1999.
- "Digital Imaging and Communications in Medicine (DICOM)," National Electrical Manufacturers Association, Copyright 1999.

- Mary P. Anderson et al., "US Food and Drug Administration's Regulation of Software and Picture Archiving and Communication Systems," *Journal of Digital Imaging*, vol. 10, No. 3, p. 19, Aug. 1997.
- Senographe 2000 D Review WorkStation DICOM V3.0 Conformance Statement, GE Medical Systems, Copyright 1999-2003.
- Donald R. Cahill et al., "Sectional Anatomy Using the Personal Computer," *Journal of Digital Imaging*, vol. 10, No. 3, p. 227, Aug. 1997.
- Siemens Sienet MagicView 50 Teleradiology System Webpage, Ovid Technologies, Inc., Copyright 2000-2007.
- M. Desrosiers, "The Multimedia CD ROM: An Innovative Teaching Tool for Endoscopic Sinus Surgery," *J Laparoendosc Adv. Surg. Tech. A*, Aug. 1998.
- R.D. Cox et al., "Transparent Image Access in a Distributed Picture Archiving and Communications System: The Master Database Broker," *Journal of Digital Imaging*, vol. 12, No. 2, pp. 175-177, May 1999.
- Letter from J. Hofmann re "MedImage—Digital Image and Document Management," 3 pages, Dec. 15, 1997.
- UTech Product Brochure, Products, Inc., dated Nov. 28, 1997.
- Letter from T. Watson (Algotech) to M. Cannavo (Image Management Consultants), dated Apr. 8, 1998.
- Imaginet Product Brochure, Algotec Systems, Copyright 1998.
- Meta Solutions, Inc., *Meta Solutions, Inc.* (1998).
- Accusoft, *High-Performance Medical Imaging Software* (1997).
- Merge Technologies Incorporated, *Setting the Course for Electronic Image Management* (Feb. 1998).
- Otech, *Otech News* vol. 2, Iss. 2 (1997).
- Appicare Medical Imaging B.V., *The RadWorks Product Line Version 2.1 Product Catalog* (Summer 1997).
- Linda A. Keska, *Letter re: Presentations* (Oct. 1, 1999).
- David Avrin, *Radiology into the 21st Century: The Digital Department* (Sep. 8, 1999).
- Douglas M. Tucker, *Archives* (Sep. 1999).
- Radiology Service Partners, LLC, *Re-Engineering Radiology* (1997).
- Siemens Health Services, *Sienet—DICOM Conformance Statement: Magic View 50 Versions VA10A, VA108 and VA10C Revision 2.0* (Nov. 13, 1997).
- Siemens Medical Systems, Inc., *PACS Planning & Integration Services* (1998).
- Siemens Medical Systems, Inc., *Fast, secure, reliable Sienet Enterprise PACS* (1998).
- Siemens Medical Systems, Inc., *Magic View 300 Enterprise—wide clinician viewing of images and reports* (1998).
- Siemens Medical Systems, Inc., *MagicView 1000 Softcopy reading with advanced 3D processing customized to your preferences* (1998).
- Siemens Medical Systems, Inc., *Magic View CT/MR* (1999).
- Camtronics Medical Systems, *Service Manual Image Workstation Series* (1999).
- H.K. Huang, *PACS: Basic Principles and Applications*, Wiley, New York (1999).
- The Imaging Resource, *The Imaging Resource Digital Photography Newsletter*, vol. 1, No. 3 (Oct. 22, 1999).
- Philips Medical Systems, *DICOM Conformance Statement—CD—Medical Recorder for DCI Systems CDM 3300—Release 1.1* (Oct. 31, 1996).
- Philips Medical Systems, *510(k) Summary* (Sep. 23, 1999).
- Daniel G. Schultz, *Letter re: 510(k) Notification* (Dec. 21, 1999).
- Imaging Resource, *Kodak Picture CD*, <http://www.imaging-resource.com/Prods/PCD/PCDA.htm> (Nov. 10, 1999).
- Adobe, *Adobe Opens the Digital Door to Visually Enhancing the Web with a Complete Family of Digital Imaging Products* (Jun. 17, 1999).
- Sonya Donaldson, *Kodak Picture CD—Software Review—Evaluation* (Oct. 2000).
- Vepro Computersysteme GMBH, *MEDIMAGE the Image Management System—ACOM.Convert DICOM Archiving & Viewing Station*, Software Vers. 4.42 (May 9, 1999).
- Vepro, *Certificate for the Quality Assurance System* (Feb. 12, 2004).
- Vepro Computersysteme, *Email re: MEDIMAGE Cardio/Angio Viewing Station; MEDIMAGE Image Server; MEDIMAGE CD-ROM Jukebox Server; MEDIMAGE DICOM 3.0 Server Akquisition Station; RADIO—Viewing Station; MEDIMAGE Digital Filmrecording & CD-R Archiving Station* (Dec. 22, 1997).
- Vepro, *17 Years Computer Experience; Company Profile; Letter re: Software Evaluation; Email re: Software Evaluation* (Feb.-Mar. 1998).
- Vepro GMBH, *Invoices re: MEDIMAGE Cardio/DICOM Viewing Software* (1998).
- Vepro Computersysteme GMBH, *510(k) Summary* (Jun. 6, 1997).
- Lillian Yin, *Letter re: 510(k) Notification* (Nov. 19, 1997).
- U.S. Department of Health and Human Services, Food and Drug Administration, Center for Devices and Radiological Health, *Guidance for Industry—Guidance for the Submission of Premarket Notifications for Medical Image Management Devices* (Jul. 27, 2000).
- Jack I. Eisenman, "Book Review—PACS Basic Principles and Applications", *Radiology* (Jul. 1999).
- K. Faulkner, "Book Review—PACS Basic Principles and Applications", *The British Journal of Radiology* (Jul. 1999).
- Vepro Computersysteme GMBH, *MEDIMAGE The Image Management System—DICOM Archiving & Viewing Station, Software Version 4.42* (Jan. 26, 2000).
- Vepro Computersysteme Gmbh, *Medimage the Image Management System—Digital Film Recording Station, Software Version 4.40* (Oct. 28, 1999).
- Vepro, *Viewing Software Handbook, Viewing Software Version 4.41* (Oct. 7, 1998).
- Codonics, Inc.'s First Set of Requests for Production of Documents and Things, dated Jun. 6, 2008.
- DatCard Systems, Inc.'s Response to Codonics, Inc.'s First Set of Requests for Production of Documents and Things (Nos. 1-83), dated Jul. 25, 2008.
- Codonics, Inc.'s Second Set of Requests for Production of Documents and Things (Nos. 84-195), dated Dec. 5, 2008.
- DatCard Systems, Inc.'s Response to Codonics, Inc.'s Second Set of Requests for Production of Documents and Things (Nos. 84-195), dated Jan. 5, 2009.
- Plaintiff DatCard Systems, Inc.'s First Set of Requests for Production of Documents and Things to Defendant (Nos. 1-43), dated Apr. 3, 2008.
- Codonics, Inc.'s Response to DatCard Systems, Inc.'s First Set of Requests for Production of Documents and Things (Nos. 1-43), dated Jun. 3, 2008.
- Plaintiff DatCard Systems, Inc.'s Second Set of Requests for Production of Documents and Things to Defendant (Nos. 44-78), dated Oct. 22, 2008.
- Plaintiff DatCard Systems, Inc.'s Third Set of Requests for Production of Documents and Things to Defendant (Nos. 79-111), dated Nov. 18, 2008.
- Codonics, Inc.'s Objections and Responses to DatCard Systems, Inc.'s Second Set of Requests for Production of Documents and Things (Nos. 44-78), dated Nov. 21, 2008.
- Codonics, Inc.'s Objections and Responses to DatCard Systems, Inc.'s Third Set of Requests for Production of Documents and Things (Nos. 79-111), dated Dec. 19, 2008.
- Plaintiff DatCard Systems, Inc.'s Fourth Set of Requests for Production of Documents and Things to Defendant (Nos. 112-225), dated Dec. 23, 2008.
- Codonics, Inc.'s Objections and Responses to DatCard Systems, Inc.'s Fourth Set of Requests for Production of Documents and Things (Nos. 112-225), dated Jan. 26, 2009.
- Defendant and Counterclaimant Codonics, Inc.'s Initial Disclosures, dated Apr. 16, 2008.
- Defendant and Counterclaimant Codonics, Inc.'s First Amended Initial Disclosures, dated Jan. 29, 2009.
- DatCard Systems, Inc.'s Initial Disclosures, dated Apr. 16, 2008.
- DatCard Systems, Inc.'s First Amended Initial Disclosures, dated Jul. 21, 2008.
- DatCard Systems, Inc.'s Second Amended Initial Disclosures, dated Jan. 23, 2009.
- Codonics, Inc.'s Response to DatCard's First Set of Interrogatories (Nos. 1-8), dated Jun. 3, 2008.
- Codonics, Inc.'s Supplemental Responses to DatCard's First Set of Interrogatories (Nos. 1-8), dated Nov. 6, 2008.

- Codonics, Inc.'s Objections and Responses to DatCard Systems, Inc.'s Third Set of Interrogatories (No. 12), dated Jan. 20, 2009.
- Codonics, Inc.'s Initial Invalidity Contentions and Initial Non-Infringement Contentions, dated Oct. 31, 2008.
- DatCard Systems, Inc.'s Complaint for Patent Infringement and Demand for Jury Trial, filed Jan. 18, 2008.
- Codonics, Inc.'s Answer and Defenses to DatCard Systems' Complaint and Counterclaims, filed Mar. 4, 2008.
- DatCard Systems, Inc.'s Reply to Codonics, Inc.'s Counterclaim, filed Mar. 13, 2008.
- Declaration of M. Kendrick in Support of Motion to Compel Compliance with Subpoena, dated Jan. 15, 2009.
- Defendant Codonics, Inc.'s Memorandum in Support of Motion to Compel Compliance with Subpoena to Rimage Corporation, dated Jan. 15, 2009.
- Letter from L. Hein re: "*Datcard Systems, Inc. v. Codonics, Inc.*," dated Jan. 15, 2009.
- Proposed Order re Defendant's Motion to Compel Compliance with Subpoena to Rimage Corp., dated Jan. 15, 2009.
- Word Count Compliance Certificate Regarding Defendant's Memorandum in Support of Motion to Compel Compliance with Subpoena to Rimage Corporation, dated Jan. 15, 2009.
- Notice of Motion to Compel Compliance with Subpoena to Rimage Corporation, dated Jan. 19, 2009.
- Declaration of P. Nikolai in Support of Rimage's Opposition and Cross-Motion to Quash, dated Jan. 20, 2009.
- Letter from P. Nikolai re: "*Datcard Systems, Inc. v. Codonics, Inc.*," dated Jan. 20, 2009.
- Rimage Corporation's Memorandum of Law in Opposition to Codonics' Motion to Compel and Cross-Motion to Quash Subpoena, dated Jan. 20, 2009.
- Rimage Corporation's Cross-Motion to Quash the Subpoena to Rimage Corporation, dated Jan. 20, 2009.
- Rimage Corporation's Notice of Cross-Motion to Quash Subpoena to Rimage Corporation, dated Jan. 20, 2009.
- Rimage Corporation's Certificate of Service, dated Jan. 20, 2009.
- Codonics, Inc.'s Memorandum of Points and Authorities in Support of Motion for Stay Pending Reexamination of the Patent-in-Suit, filed Dec. 12, 2008.
- Codonics, Inc.'s Notice of Motion and Motion for Stay Pending Reexamination of the Patent-in-Suit, filed Dec. 12, 2008.
- Declaration of J. Leavitt in Support of Codonics, Inc.'s Motion for Stay Pending Reexamination of the Patent-in-Suit and Ex Parte Application for an Order Shortening Time to File and Hear Codonics, Inc.'s Motion for Stay Pending Reexamination of the Patent-in-Suit, filed Dec. 12, 2008.
- Proposed Order Granting Motion for Stay Pending Reexamination of the Patent-in-Suit, filed Dec. 12, 2008.
- Proposed Order Granting Motion for Stay Pending Reexamination of the Patent-in-Suit, filed Dec. 29, 2008.
- Codonics, Inc.'s Memorandum in Support of Motion and Motion for Stay Pending Reexamination of the Patent-in-Suit, filed Dec. 29, 2009.
- Codonics, Inc.'s Notice of Motion and Motion for Stay Pending Reexamination of the Patent-in-Suit, filed Dec. 29, 2008.
- Declaration of J. Leavitt in Support of Codonics, Inc.'s Motion for Stay Pending Reexamination of the Patent-in-Suit, filed Dec. 29, 2008.
- DatCard's Opposition to Codonics' Motion for Stay Pending Codonics' Ungranted Request for Reexamination of the Patent-in-Suit, filed Jan. 16, 2009.
- Notice of Manual Filing, filed Jan. 16, 2009.
- Proposed Order Granting DatCard's Application for an Order to File the Declaration of A. Rosenzweig Under Seal, filed Jan. 16, 2009.
- DatCard's Application for an Order to File the Declaration of A. Rosenzweig Under Seal, filed Jan. 20, 2009.
- Order Granting DatCard's Application for an Order to File the Declaration of A. Rosenzweig Under Seal, dated Jan. 20, 2009.
- Notice of Manual Filing, filed Jan. 26, 2009.
- Codonics' Reply in Support of Motion for Stay Pending Reexamination of the Patent-in-Suit, filed Jan. 26, 2009.
- Declaration of L. Srnka in Support of Defendant Codonics, Inc.'s Reply in Support of Motion for Stay Pending Reexamination of the Patent-in-Suit, filed Jan. 26, 2009.
- Declaration of R. Wise in Support of Codonics' Reply to DatCard's Opposition to Codonics' Motion for Stay Pending Reexamination of the Patent-in-Suit, filed Jan. 26, 2009.
- Proof of Service, dated Jan. 26, 2009.
- Minute Order (1) Taking Under Submission Defendant's Motion for Stay Pending Reexamination of the Patent-in-Suit; and (2) Removing the Matter From the Court's Feb. 2, 2009 Calendar, dated Jan. 27, 2009.
- Order Granting Motion for Stay Pending Outcome of Reexamination of Patent-in-Suit, dated Feb. 3, 2009.
- Ruling Granting Defendant's Motion for a Stay of Proceedings Pending Reexamination of the Patent-in-Suit, dated Feb. 3, 2009.
- Email generated by CM/ECF system re: "Activity in Case 8:08-cv-00063-AHS-RNB *Datcard Systems, Inc v. Codonics, Inc* Declaration (Motion related)," dated Feb. 4, 2009.
- Email generated by CM/ECF system re: "Activity in Case 8:08-cv-00063-AHS-RNB *Datcard Systems, Inc v. Codonics, Inc* Objection/Opposition (Motion related)," dated Feb. 4, 2009.
- Tony Rickards, *DICOM Tutorial: ESC Annual Meeting Birmingham* (Aug. 1996).
- TDK Electronics Corp., *Invoice* (2000-2001).
- GE Medical Systems, *Medical CD Recording Station*.
- TDK, *TDK CDRS-1100AD Medical CD Recording Station*.
- TDK Medical, *Quotation and Technical Specification: TDK's CDRS-1100AD* (Jul. 17, 2003).
- TDK Medical, *Quotation and Technical Specification: TDK's CDRS-1100AUTOTP* (Jul. 17, 2003).
- TDK Medical, *Medical CD Recording Station Planning and Installation Manual* (2001).
- KBMC Productions, *CDRS-1100AUTOTP Operator's Manual* (2002).
- Siemens Medical Systems, Inc., *ACOM.M/B 2.2 Basic System Dicom Conformance Statement* (May 21, 1999).
- Siemens Medical Systems, Inc., *ACOM.Convert DICOM Conformance Statement* (Sep. 15, 1999).
- Siemens Medical Systems, Inc., *ACOM.Report VA01A DICOM Conformance Statement* (Sep. 17, 1999).
- Siemens Medical Systems, Inc., *ACOM.Web VA21A DICOM Conformance Statement* (Mar. 9, 2000).
- Siemens Medical Systems, Inc., *ACOM.Web VA21C DICOM Conformance Statement* (Mar. 21, 2001).
- Siemens Medical Systems, Inc., *ACOM.Report VA02A DICOM Conformance Statement* (Dec. 21, 2001).
- TREXnet HR Price Book, dated 2000.
- D. Farber et al., Camtronics IWS Open Issues List, updated Aug. 26, 1999.
- Meeting Notes: XRE / Camtronics, 3 pages, dated 1998.
- TREXnet HR DICOM Media Conformance Statement, Trex Medical Corp., dated Jun. 29, 1998.
- "SPEC, DICOM Interface, TREXnet HR to IWS," Trex Medical Corp., 2 pages, dated 1999.
- "SPEC, DICOM Interface, TREXnet HR to IWS," Trex Medical Corp., 4 pages, dated 1999.
- E-mail Communication from R. Desrochers, "FW: Workstation Training," Feb. 2, 2000.
- Email Communication from C. Loomis, "Re: Direct Connect Workstations," dated Dec. 30, 1999.
- Sales Order Packing Slip, Trex Medical Corp., dated Jun. 27, 2000.
- "SPEC, FUNC, TREXnet HR Image Network," Trex Medical Corp., 42 pages, revised Jan. 25, 2000.
- "SPEC, FUNC, TREXnet HR, Phase I," Trex Medical Corp., 29 pages, revised Jan. 12, 1999.
- Dimitroff D.C. et al: "An Object Oriented Approach to Automating Patient Medical Records" Proceedings of the International Computer Software and Applications Conference. (Compsac), US, Washington, IEEE. Comp. Soc. Press, vol. Conf. 14, 1990, pp. 82-87.
- Kleinholz L. et al: "Multimedia and PACS. Setting the Platform for Improved and New Medical Services in Hospitals and Regions" Car '96 Computer Assisted Radiology. Proceedings of the International Symposium on Computer and Communication Systems for Image

- Guided Diagnosis and Therapy, Paris, France, (Jun. 1996), pp. 313-322, XP002083080 1996, Amsterdam, Netherlands, Elsevier, Netherlands ISBN: 0-444-82497-9.
- May T.: "Medical Information Security: The Evolving Challenge", 1998, IEEE doc #0-7803-4536-5/98 pp. 85-92.
- Cooper T.: "Kaiser Permanente Anticipates High Costs as it Gears Up for HIPPA", IT Health Care Strategist, vol. 1, No. 10, Oct. 1999, p. 4.
- Haufe G. et al.: XP-000914153, PACS at work: A Multimedia E-Mail Tool for the Integration of Images, Voice and Dynamic Annotation, Computer Assisted Radiology, 1996.
- Product Showcase: Automated Dicom Exchange Station, Medical Imaging Magazine, Jan. 2000.
- Transcript of Videotaped Deposition of Stefan Delank, dated Jan. 30, 2009, *Datcard Systems, Inc. v. Codonics, Inc.*, Civil Action No. SACV08-00063 AHS (RNBx), U.S. District Court, Central District of California.
- VEPRO MedImage Cardio-/DICOM Viewing Software Vers. 4.41 Disc, undated.
- VEPRO MedImage Disc, Paediatriche Kardiologie Univ. Heidelberg: INF 150-153, 69120 Heidelberg, dated Apr. 28, 1999.
- VEPRO Medimage Printout, Pädiatrische Kardiologie Universitätsklinik Heidelberg: INF 150-153, 69120, dated Jan. 30, 2009.
- VEPRO, Centura-Porter Advertiser Hospital Training Reports, dated 1999.
- Invoice for Centura Health, dated Oct. 1, 1999 and Check from Centura Health to VEPRO, dated Oct. 1, 1999.
- VEPRO, Purchase Order from Centura Health, dated Sep. 30, 1999.
- VEPRO, Centura Health Purchase Order Confirmation, dated Sep. 30, 1999.
- VEPRO, Cardio-Network Chart for Porter Hospital, Denver, undated.
- VEPRO, Serial Number Records for Project Denver, dated Nov. 25, 1999.
- VEPRO Computersysteme GmbH, MEDIMAGE: DICOM Archiving & Viewing Station, Software Vers. 4.42, User-Manual, dated May 9, 2000.
- Hanlon, W.B., Fener, E.F., and Downs, J.W. "Data Storage and Management Requirements for the Multimedia Computer-based Patient Medical Record," Proceedings of the Fourteenth IEEE Symposium on Mass Storage Systems: Storage—At the Forefront of Information Infrastructures, Sep. 11-14, 1995, pp. 11-16.
- Hilbel, T., Reiter, M.A., Brockmeier, K., Kuecherer H.F., Haass, M., "Advantages of a Cardiac DICOM Network Server/Writer for Viewing and Permanent CD-R Archiving of Cardiovascular X-Ray Angiography Images," Computers in Cardiology, 2000, pp. 649-652, vol. 27.
- Saha, S., "The New Age Electronic Patient Record System," Proceedings of the 1995 Fourteenth Southern Biomedical Engineering Conference, Apr. 7-9, 1995, pp. 134-137.
- IMAGEAXS, Pro-Med 4.01, "Read Me," dated Aug. 20, 1998.
- VEPRO Computersysteme GmbH, "Cardio-Viewing Station," dated 1997.
- VEPRO Computersysteme GmbH, "Readme," dated Sep. 16, 1997.
- MEDIFACE, "PiView™ 3.0 User's Guide, part 1" dated Sep. 1999.
- MEDIFACE, "PiView™ 3.0 User's Guide, part 2" dated Sep. 1999.
- MEDIFACE, "PiView™ 3.0 User's Guide, part 3" dated Sep. 1999.
- MEDIFACE, PiView 3.0 (3.0.7.0) English Version, "ReadMe.txt," dated Nov. 10, 1999.
- MEDIFACE, PiView 3.0, "DICOM Conformance Statement, Rev. 1.2-990903," dated 1999.
- ACR Learning File Sampler 1 (32-bit), Help File, dated 1999.
- VOXAR, Plug 'n View 3d 2.1 (Demonstration), "readme.txt," dated Nov. 12, 1999.
- Medical Imaging Technology Associates, Tapestry Release Notes, dated May 8, 1997.
- Medical Imaging Technology Associates, Tapestry Read Me, dated May 9, 1997.
- Medical Imaging Technology Associates, Preliminary Tapestry Users Guide, dated 1997.
- Medical Imaging Technology Associates, Tapestry Version 1.0 Medical Image Review Software Demonstration, dated Jan. 1997.
- Algotech, CDSurf, Help File, dated 1999.
- Medvision, VisiTran-MD, Screen Captures, dated 1997.
- Osiris, Osiris Imaging Software User Manual, Version 3.1, dated 1996.
- DICOM Birmingham 96, Tutorial Rev. 3.0, dated 1996.
- American Society of Echocardiography, DICOM Demonstration, Toronto, Canada, dated Jun. 14-16, 1995.
- ICMIT, DICOM Development Project, dated Jun. 19, 1996.
- DICOM 3.0 Public Domain Software, dated Dec. 21, 1995.
- ICMIT, DICOM Development Project: What is DICOM Anyway?, dated Dec. 18, 1995.
- ICMIT, Patient Information Folder Project, dated Jul. 4, 1996.
- ICMIT, Patient Information Folder Project Demonstration, dated Sep. 11, 1996.
- Areeda Associates, SeeMor Medical Image Viewing Software for Windows 95/NT and Macintosh, "Readme.txt," dated Nov. 17, 1997.
- Areeda Associates, SeeMor Users Manual, dated 1997.
- GE Medical Systems, Radiological Society of North America, "Press Information: Destination Digital," dated 1999.
- GE Medical Systems, "Press Information: GE Medical Systems Launches New Enterprise-Wide Services Offering for Health Care Providers: CompareCare to Promote Productivity and Simplification of Equipment Services Hospital-Wide," dated Nov. 28, 1999.
- GE Medical Systems, "Press Information: GE Medical Systems Redesigns Customer-Driven Service Business for the New Millennium," dated Nov. 28, 1999.
- GE Medical Systems, "Press Information: GE Medical Systems Demonstrates World-Wide CT System Featuring Premium GE Technology: GE CT/e System to Provide Doctors, Patients Around the World With Access to State-of-the-Art GE CT Imaging Equipment," dated Nov. 28, 1999.
- GE Medical Systems, "Press Information: GE Medical Systems Expands CT Hispeed Product Line: Introduces Faster Scanner and Mobile System to Make State-of-the-Art CT Technology Product Line Even Stronger," dated Nov. 28, 1999.
- GE Medical Systems, "Press Information: Lightspeed QX/i: One Year Later: Breakthrough Multi-Slice CT Scanner Continues to Enhance Productivity Through New Technology, Improved Clinical Applications," dated Nov. 28, 1999.
- GE Medical Systems, "Press Information: GE Medical Systems Provides Comprehensive Solutions to Help Health Care Providers Make Digital Transformation: GE's Full-Service Digital Solutions Promote Hospital-Wide Productivity, Patient Health Care Accessibility," dated Nov. 28, 1999.
- GE Medical Systems, "Press Information: GE Medical Systems' Digital Chest X-Ray System Increases Physician Productivity, Improves Speed of Exams," dated Nov. 28, 1999.
- GE Medical Systems, "Press Information: Revolution XR/d Filmless X-Ray Table Enables Timely Patient Diagnosis and Treatment," dated Nov. 28, 1999.
- GE Medical Systems, "Press Information: GE Medical Systems Expands Portfolio of Online Productivity Solutions Available to Health Care Providers," dated Nov. 28, 1999.
- GE Medical Systems, "Press Information: GE Healthcare Financial Services Announces Innovative Online Offerings to Boost Hospital and Clinic Productivity," dated Nov. 28, 1999.
- GE Medical Systems, "Press Information: GE Medical Systems Strengthens Commitment to Women's Health Care herSource Offerings: Global Leader in Health Care Services Provides More Solutions for Women's Health and Well-Being," dated Nov. 28, 1999.
- GE Medical Systems, "Press Information: GE Medical Systems Introduces Advanced Mammography System with New Patented GE X-Ray Tube: System Reduces Radiation Exposure by 40 Percent," dated Nov. 28, 1999.
- GE Medical Systems, "Press Information: GE Medical Systems' Integrated Imaging Solutions Demonstrates Advanced Internet Imaging Technologies at RSNA 1999," dated Nov. 28, 1999.
- GE Medical Systems, "Press Information: GE Medical Systems' Integrated Imaging Solutions Introduces Advantage Workstation 4.0," dated Nov. 28, 1999.
- GE Medical Systems, "Press Information: GE Medical Systems' Integrated Imaging Solutions Announces PATHSPEED Release 8.0," dated Nov. 28, 1999.

- GE Medical Systems, "Press Information: GE Medical Systems' Integrated Imaging Solutions Announces Advanced Analysis Capabilities on PATHSPEED," dated Nov. 28, 1999.
- GE Medical Systems, "Press Information: GE Medical Systems' Integrated Imaging Solutions Introduces PATHSPEED Extend," dated Nov. 28, 1999.
- GE Medical Systems, "Press Information: GE Medical Systems' Integrated Imaging Solutions Announces PATHSPEED Prism: Software Integrates Patient Information in One Application," dated Nov. 28, 1999.
- GE Medical Systems, "Press Information: GE Medical Systems Introduces Advanced Patient Imaging Archive System to Help Hospitals Go Digital: State-of-the Art System Archives Patient Data Immediately; Promotes Better Access to Health Care," dated Nov. 28, 1999.
- GE Medical Systems, "Press Information: Smaller Hospitals Get the Bigger Picture With GE Medical Systems' State-Of-The-Art Image Distribution System," dated Nov. 28, 1999.
- GE Medical Systems, "Press Information: New Volume Analysis Software From GE Medical Systems Allows Fast, Simple Analysis of Diagnostic Images on the GE Advantage Workstation," dated Nov. 28, 1999.
- GE Medical Systems, "Press Information: GE Medical Systems Introduces First Medical Imaging Software to Let Doctors 'Drive Around' Inside Patient Anatomy: First Generation Interactive MRI Software Lets Doctors do Real-Time Studies as Patients Breathe and Move," dated Nov. 28, 1999.
- GE Medical Systems, "Press Information: GE Medical Systems Expands Mobile Offerings Through Cardiac MR Scanner: SIGNA CV/i Now Available in a Mobile Configuration," dated Oct. 18, 1999.
- GE Medical Systems, "Press Information: GE Increases Power of MR Imaging With New Gradient Platforms: New Gradients Deliver Power and Speed," dated Nov. 28, 1999.
- GE Medical Systems, "Press Information: GE Medical Systems Introduces MR Technology to Help Physicians Obtain Chemical Information From the Brain: New Information to Supplement MRI Images of Brain to Help Guide Biopsies," dated Nov. 28, 1999.
- GE Medical Systems, "Press Information: Six Sigma Quality Design Leads to Faster Exams: GE Medical Systems Introduces Breakthrough 'Open' MRI System," dated Nov. 17, 1999.
- GE Medical Systems, "Press Information: gemedicalsystems.com Offers New MR Technology for Sale Via Internet: Live Demonstrations to be Broadcast Daily from Radiology Community's Largest Trade Show," dated Nov. 28, 1999.
- GE Medical Systems, "Press Information: GE Medical Systems Brings All-In-One Nuclear Cardiac Software to GE Workstations: 'Emory Cardiac Toolbox' Gives Physicians Greater Access to Patient Data," dated Nov. 28, 1999.
- GE Medical Systems, "Press Information: GE Medical Systems Introduces New Breakthrough Medical Imaging Procedure," dated Sep. 30, 1999.
- GE Medical Systems, "Press Information: GE Medical Systems First to Introduce High Performance Cancer Detecting Scanner for Mobile Services: Mobile Leader Makes Popular 'Pet' Imaging Technology Accessible to Doctors, Patients Globally," dated Nov. 28, 1999.
- GE Medical Systems, "Press Information: GE Medical Brings Six Sigma Quality to Customers," dated Nov. 28, 1999.
- GE Medical Systems, "Press Information: AmeriNet and GE Medical Systems Sign National Contract for Ultrasound Systems," dated Oct. 26, 1999.
- GE Medical Systems, "Press Information: GE Medical Systems Introduces Advanced 'Smart' Ultrasound System," dated Nov. 28, 1999.
- GE Medical Systems, "Press Information: Introduction Accelerated by Six Sigma Quality: GE Introduces Breakthrough Ultrasound Technology; LOGIQ 700 Expert Series Offers Potential to Better Diagnose Stroke Risks," dated Apr. 29, 1999.
- GE Medical Systems, "Press Information: GE Medical Systems Makes New Advanced Ultrasound Systems Affordable for Smaller Hospitals and Clinics: Medical Profession Embraces GE's Development of High-Tech Systems," dated Nov. 28, 1999.
- GE Medical Systems, "Press Information: GE Medical Systems Wins \$1.4 Million Order to Provide State-of-the-Art Ultrasound Suite At Massachusetts General Hospital," dated Nov. 28, 1999.
- GE Medical Systems, "Press Information: GE Medical Systems Signs Five-Year Agreement With Navix Radiology Systems, Inc.," dated Nov. 28, 1999.
- GE Medical Systems, "Press Information: GE Medical Systems Introduces Revolutionary X-Ray Technology: GE Advantx LCA+ System Helps Treat Blood Vessel Diseases Linked to Heart Attacks and Strokes," dated Nov. 28, 1999.
- GE Medical Systems, "Press Information: GE Medical Systems Unveils New Biplane X-Ray System," dated Nov. 28, 1999.
- GE Medical Systems, "Press Information: GE Medical Systems Introduces New Tool to Aid in Minimally Invasive Surgeries," dated Nov. 28, 1999.
- GE Medical Systems, GE Press Info—Radiological Society of North America, Images, dated 1999.
- Analogic, SuperDASM Configuration Keywords: AWhite Paper Engineering Document, Rev. 2, dated Jul. 13, 1998.
- RDI, Cobrascan, Presentation dated 1999.
- RDI, Cobrascan, Xscan32 Imaging Software, Version 2.10, Users' Guide, dated 1999.
- 1996 Annual HIMSS Conference and Exhibition, Managing Care: The Race Is On, dated Mar. 3-7, 1996.
- William J. Ahrens and Gerard M. Nussbaum, "The Help Desk and the Integrated Clinical Information System," 1996 Annual HIMSS Conference and Exhibition.
- Brian L. Cassel, "Defining the Future Managed Care Information Requirements," 1996 Annual HIMSS Conference and Exhibition.
- Leland B. Cross, Jr., "Setting the Stage—The Risks of Integration," 1996 Annual HIMSS Conference and Exhibition.
- Rhonda Delmater, "Multi-Media Messaging: An Emerging Vision for Health Care Delivery," 1996 Annual HIMSS Conference and Exhibition.
- Cheryl L. Fontenot, "A Phased Approach to Value-Added Voice Processing," 1996 Annual HIMSS Conference and Exhibition.
- Gail S. Gulinson, "Transforming the Health Care System Through Health Data Networking," 1996 Annual HIMSS Conference and Exhibition.
- Jan M. Kastens, RN, M.S., "Hospital Information Systems Approaches Do Not Work for Integrated Health Care Delivery," 1996 Annual HIMSS Conference and Exhibition.
- Shelly Miller, "Selecting and Implementing Local Facilities and Services from Competitive Providers," 1996 Annual HIMSS Conference and Exhibition.
- Mel Van Howe, M.B.A., "Introducing Managed Care Applications Into an Integrated Delivery System," 1996 Annual HIMSS Conference and Exhibition.
- Tom B. Wilson, Ph.D., "Healthcare Handoffs Across a Wide Area: A Groupware Solution," 1996 Annual HIMSS Conference and Exhibition.
- Carol Boston and Linus Diedling, "Clinical Process Reengineering: Process, Potential and Pitfalls," 1996 Annual HIMSS Conference and Exhibition.
- Grace A. O'Neil, RN, BS, and Kath Uyeda, Ph.D., "Early Prototyping: Birth of an Ambulatory Care System User Interface," 1996 Annual HIMSS Conference and Exhibition.
- Michael E. Bettinger, "Tracking Critical Patient Information With a Social Work Activity Database," 1996 Annual HIMSS Conference and Exhibition.
- Linda Reeder, "Linking Outcomes—Based Documentation and Clinical Pathways With Automated Functions," 1996 Annual HIMSS Conference and Exhibition.
- Michael A. Torres et al., "A Comprehensive Emergency Services Assessment," 1996 Annual HIMSS Conference and Exhibition.
- Michael J. Hafner, "Effectiveness of Device Locations in the UIHC's Computerized Charting System," 1996 Annual HIMSS Conference and Exhibition.
- James R. Prescott, PE, "What's the Score and How Much Time Is Left?," 1996 Annual HIMSS Conference and Exhibition.
- Edward I. Walkley, MD, "Data-Based Assessment of Urgent Care in a Pediatric ED," 1996 Annual HIMSS Conference and Exhibition.

- Richard L. Brandon and John Robinette, "Redesign of Decedent Care System Provides Compassion, Responsiveness, and Security," 1996 Annual HIMSS Conference and Exhibition.
- Richard J. Linderman, "Reengineering Transcription Services to Reduce Costs and Improve Service Quality," 1996 Annual HIMSS Conference and Exhibition.
- Cynthia McKinney and Susan Brockhaus, "Benefits of Cost Accounting Within a Multihospital System," 1996 Annual HIMSS Conference and Exhibition.
- Christopher N. Smith, "Staffing and Patient Classification in a Post Anesthesia Care Unit," 1996 Annual HIMSS Conference and Exhibition.
- Robert Copple, PE, et al., "Developing a Methodology to Drive Patient Care Unit Consolidation," 1996 Annual HIMSS Conference and Exhibition.
- James L. Smith, III, et al., "Laboratory Redesign: Life After Cap Units," 1996 Annual HIMSS Conference and Exhibition.
- Stephen M. Smith, Cpt., "Mailed Appointment Reminders: An Analysis of Their Cost-Effectiveness," 1996 Annual HIMSS Conference and Exhibition.
- Sara LaFrance, "Security vs. Access: A New Health Care Dilemma," 1996 Annual HIMSS Conference and Exhibition.
- Mark Gross and Philip M. Lohman, "Technology and Tactics of Physician Integration," 1996 Annual HIMSS Conference and Exhibition.
- John D. Morgan, et al., "Building an Information Infrastructure: Practical Lessons From Three Multifacility Health Care Enterprises," 1996 Annual HIMSS Conference and Exhibition.
- R. L. (Vern) Davenport, et al., "Understanding and Assessing CHIN Network Technology," 1996 Annual HIMSS Conference and Exhibition.
- Dennis Winstein, et al., "Optimizing Clinical Information Systems in Complex Computing Environments," 1996 Annual HIMSS Conference and Exhibition.
- Lucy Molfetas, "Strategic CPR Issues: Benchmarking Paper Documentation Prior to Implementation," 1996 Annual HIMSS Conference and Exhibition.
- Mary Jean Barrett, RN, BSN, MBA, et al., "Concept to Reality: Strategic Approach for Supporting Managed Care Needs," 1996 Annual HIMSS Conference and Exhibition.
- Donald P. Huebner and Lillian R. Miller, "Business Process Reengineering of an Outpatient Clinic Using Simulation," 1996 Annual HIMSS Conference and Exhibition.
- Philip A. Katz, "Improving Competitive Position by Use of the Computerized Patient Record and Associated Technologies," 1996 Annual HIMSS Conference and Exhibition.
- Mark H. Biddle, Esq., et al., "Integrating Telecommunications Systems Into the Evolving Health Care Delivery Environment," 1996 Annual HIMSS Conference and Exhibition.
- Colleen M. Prophet, et al., "On the 'Paperless Trail'—A Computerized Charting System," 1996 Annual HIMSS Conference and Exhibition.
- Brian M. Paige, "Information Warehousing in the Integrated Delivery System," 1996 Annual HIMSS Conference and Exhibition.
- Marsha A. Sutter and James A. Baker, "Redesigning the Medication Management System," 1996 Annual HIMSS Conference and Exhibition.
- Kevin J. Dombkowski, et al., "Using Electronic Data Interchange in Managed Care Performance Measurement," 1996 Annual HIMSS Conference and Exhibition.
- Clement J. McDonald, MD, "Implementing a Physician Order Entry System: Perspectives From Five Physicians," 1996 Annual HIMSS Conference and Exhibition.
- Jagdish Kohli, PhD, et al., "Distributed Architecture for a Wide-Area Medical Image Repository," 1996 Annual HIMSS Conference and Exhibition.
- Jeffrey S. Blair, "An Overview of Health Care Information Standards," 1996 Annual HIMSS Conference and Exhibition.
- Ralph T. Wakerly, et al., "Planning for the Four Stages of Health Information Network Development," 1996 Annual HIMSS Conference and Exhibition.
- William F. Andrew, ME, PE, et al., "The Computer-Based Patient Record: An Essential Technology for Healthcare," 1996 Annual HIMSS Conference and Exhibition.
- Thomas G. Tape, MD, et al., "Designing a Clinician User-Interface for a Health Care Information System," 1996 Annual HIMSS Conference and Exhibition.
- Harry E. McQueen, Jr. and Kate Manzone, "Enabling HMO Product Implementation Through Improved Work Processes and Technology," 1996 Annual HIMSS Conference and Exhibition.
- Donald E. Schildkamp and John A. Callahan, "OR Team Learns While Improving Stock and Reprocessing Workflow," 1996 Annual HIMSS Conference and Exhibition.
- Mitchell S. Curtis and Austin Brown, "The Role of Information Systems in Medicaid Managed Care," 1996 Annual HIMSS Conference and Exhibition.
- Sallie Williams, et al., "The Inside Story on Chin Implementation: CIO's First Hand Experience," 1996 Annual HIMSS Conference and Exhibition.
- W. Brent Peterson, "Strategies for Ambulatory Care Scheduling," 1996 Annual HIMSS Conference and Exhibition.
- Leslie A. Scholten and Jon C. Hubble, "Automated Nursing Supply Stations—Gold Mine or Fool's Gold," 1996 Annual HIMSS Conference and Exhibition.
- Faye A. Sisk, PhD and Betsy H. Hampton, RN, BSBA, "Report Cards: Are You Ready for Data Driven Competition," 1996 Annual HIMSS Conference and Exhibition.
- Sheldon I. Dorenfest, CPA, MBA, "Emerging Trends in Health Care Information Systems: Increasing Focus on Process Improvement Benefits Through Clinical Automation," 1996 Annual HIMSS Conference and Exhibition.
- Jean Ann Larson, "The Reengineering Approach—Techniques and Tools," 1996 Annual HIMSS Conference and Exhibition.
- John Glaser, PhD, FHIMSS and Gilad Kuperman, MD, PhD, "Impact of Information Events on Medical Care," 1996 Annual HIMSS Conference and Exhibition.
- Elaine Remmlinger and Marc S. Newman, "The Dating Game: Mergers, Affiliations, and Their Information Technology Implications," 1996 Annual HIMSS Conference and Exhibition.
- John Lynch, "CHINS: A Collaborative Approach to Outcomes Analysis," 1996 Annual HIMSS Conference and Exhibition.
- James C. Benneyan, "Improving Health Care Using SPC and Quality Engineering: Billing and Laboratory Case Studies," 1996 Annual HIMSS Conference and Exhibition.
- Mark A. Kaiser et al., "New Information Requirements for the New World of Managed Health Care," 1996 Annual HIMSS Conference and Exhibition.
- Joseph A. Cirillo and Leigh Ann Wise, "Testing the Impact of Change Using Simulation," 1996 Annual HIMSS Conference and Exhibition.
- Gary E. Gamerman, MS, JD, "Development and Implementation Case Study: Clearing the Legal, Regulatory, and Contractual Barriers," 1996 Annual HIMSS Conference and Exhibition.
- Sylvia K. Dowding, "On the Road to Staff Reengineering," 1996 Annual HIMSS Conference and Exhibition.
- Jerry L. Mathis et al., "Case Study: A Health Care System's Use of Wireless Technology," 1996 Annual HIMSS Conference and Exhibition.
- Annette Valenta, DrPH et al., "Informatics Education: Evolving Competencies, Continuing Discussions," 1996 Annual HIMSS Conference and Exhibition.
- Harm J. Scherpier, MD et al., "Aspects of Knowledge Sharing Using the Arden Syntax," 1996 Annual HIMSS Conference and Exhibition.
- Deborah Kohn, MPH, RRA et al., "Mail and Messaging Software: M&Ms of Communication—A Treat for Health Care Information Systems," 1996 Annual HIMSS Conference and Exhibition.
- Wayne M. Gray, FHIMSS et al., "Planning and Developing of a Statewide Health Information Network," 1996 Annual HIMSS Conference and Exhibition.
- Dave Niemeyer et al., "The Good, the Bad and the Usable—A Clinical Workstation," 1996 Annual HIMSS Conference and Exhibition.
- James Kazmer et al., "The Creation of a Virtual Electronic Medical Record," 1996 Annual HIMSS Conference and Exhibition.

- Thomas H. Hendershott, "Evaluating Process Change Proposals in an Outpatient Pharmacy Using Simulation," 1996 Annual HIMSS Conference and Exhibition.
- Janet B. Wu et al., "Wireless Data Transmission: How to Implement Remote Data-Access," 1996 Annual HIMSS Conference and Exhibition.
- Martha B. Tecca and Robert Garrett, "Radical Operating Improvement—A Rational Approach for Ongoing Results," 1996 Annual HIMSS Conference and Exhibition.
- Arvind P. Kumar, FHIMSS et al., "Transforming Organization Structures to Implement Integrated Delivery Systems," 1996 Annual HIMSS Conference and Exhibition.
- Landen Bain et al., "The Benefits and Implications of a Statewide Health Information Network for a Major Medical Center," 1996 Annual HIMSS Conference and Exhibition.
- Richard B. H. Graham and Karen K. Geisler, "Achieving Results: Implementation of Best Practices in Patient Financial Services," 1996 Annual HIMSS Conference and Exhibition.
- Linda L. Nice and Gregory M. Archual, "A Team Uses Simulation and Benchmarking to Improve Radiology Performance," 1996 Annual HIMSS Conference and Exhibition.
- G. James Blaine, et al., "project Spectrum: Technology Alliance for the Emerging Integrated Health System," 1996 Annual HIMSS Conference and Exhibition.
- Ronald L. Johnson, "Trends in the Health Care Vendor Marketplace," 1996 Annual HIMSS Conference and Exhibition.
- Thomas W. Smith and Loren N. Jacobson, "Are You Really Ready for CHINs?," 1996 Annual HIMSS Conference and Exhibition.
- Stan Wiebe, "Information Systems Planning for an Urban/Rural Integrated Delivery System," 1996 Annual HIMSS Conference and Exhibition.
- Erica Drazen and Jane Metzger, "Creating New Models for Ambulatory Practice: Efficient, Wellness-Focused, IT-Enabled," 1996 Annual HIMSS Conference and Exhibition.
- David L. Kimball, "The Information Technology Leader's Role in Renewing the Healthcare Enterprise," 1996 Annual HIMSS Conference and Exhibition.
- Cindy D. Spurr, et al., "Automating Critical Pathways—One Hospital's Experience," 1996 Annual HIMSS Conference and Exhibition.
- J. Craig Klimczak and Kenneth Bopp, "Reengineering Medical Records With a Text Archive and Retrieval System," 1996 Annual HIMSS Conference and Exhibition.
- Leigh Ann Wise and Paul D. Mermelstein, "A Managed Care Demand Model for Ambulatory Care Services," 1996 Annual HIMSS Conference and Exhibition.
- William P. Vrooman, et al., "Benefits Realization Analysis of a Clinical Information System," 1996 Annual HIMSS Conference and Exhibition.
- Robert Bowman, et al., "Building and Maintaining Today's Networks," 1996 Annual HIMSS Conference and Exhibition.
- Arvind M. Salvekar, et al., "Community-Wide Implementation of Quality Outcome Measurements and Patient Satisfaction Report," 1996 Annual HIMSS Conference and Exhibition.
- Edward F. Sweeney, et al., "Successful Implementation of Procedural Outcome and Disease State Management Databases," 1996 Annual HIMSS Conference and Exhibition.
- Rosemary Nelson, et al., "Outcomes of Telemedicine Services . . . Patient and Medicolegal Issues," 1996 Annual HIMSS Conference and Exhibition.
- Betsy S. Hersher, et al., "The CIO's Position in Today's Emerging Health Care System: Lessons Learned," 1996 Annual HIMSS Conference and Exhibition.
- Richard I. Skinner, et al., "Ambulatory Information Systems for Managed Care," 1996 Annual HIMSS Conference and Exhibition.
- Rudy J. Crespin, et al., "Establishing World Wide Web Presence: Guidelines for Health Care Organizations," 1996 Annual HIMSS Conference and Exhibition.
- Michael G. Bissell and William E. Miller, "Reengineering Laboratory Operations," 1996 Annual HIMSS Conference and Exhibition.
- Judy Hager and Cindy Hartless, "Reengineering Laboratory Operations," 1996 Annual HIMSS Conference and Exhibition.
- Richard P. Corley, et al., "Infrastructure Requirements for Rapidly Changing Hospital Delivery Systems," 1996 Annual HIMSS Conference and Exhibition.
- Pamela K. Wear, et al., "Building Security Models for Patient Identifiable Health Information," 1996 Annual HIMSS Conference and Exhibition.
- Ed Spires and Gene Nacey, "Discharge Process Streamlined Through Interactive Voice Response Technology," 1996 Annual HIMSS Conference and Exhibition.
- Michael C. Longo and Pete Lockhart, "Structured Cabling: Foundations for the Future," 1996 Annual HIMSS Conference and Exhibition.
- William H. Crawford, et al., "EIS Unplugged," 1996 Annual HIMSS Conference and Exhibition.
- Richard A. Crabtree, "Pay for Extra Performance," 1996 Annual HIMSS Conference and Exhibition.
- Verda Weston, et al., "Reengineering and Technology—Building a Strong Foundation for the CPR," 1996 Annual HIMSS Conference and Exhibition.
- Kenneth Weiner and George E. Levesque, "This Hospital's Like a Hotel!," 1996 Annual HIMSS Conference and Exhibition.
- M. Jafar Asadi and William A. Baltz, "Clinical Pathways Costing: The Key to Profitability—An Example to Improve Cost and Efficiency Using Activity-Based Costing," 1996 Annual HIMSS Conference and Exhibition.
- Gerald M. Nussbaum, "Protecting the Net: Leveraging the Infrastructure," 1996 Annual HIMSS Conference and Exhibition.
- James E. Farstad, et al., "Operations, Facilities and Communications: Understanding Success Factors in Patient-Centered Care," 1996 Annual HIMSS Conference and Exhibition.
- John R. Kludt, et al., "Rebounding From Rejection: Reintroducing Physicians to Your IS," 1996 Annual HIMSS Conference and Exhibition.
- Jeffrey W. Muscarella and John Hoben, "Delivering Information Services Via the World Wide Web," 1996 Annual HIMSS Conference and Exhibition.
- Karen Hartmann, et al., "Integrating Clinical Decision Support Technology to Existing Hospital Information Systems," 1996 Annual HIMSS Conference and Exhibition.
- Tracey D. Holden, et al., "Nuts and Bolts Approach to Project Management," 1996 Annual HIMSS Conference and Exhibition.
- Steve Neal and Cynthia L. Brown, "Case Study: Interactive Video Communications in Health Care," 1996 Annual HIMSS Conference and Exhibition.
- Cynthia McKinney, et al., "Simplifying the Approach to Productivity Monitoring," 1996 Annual HIMSS Conference and Exhibition.
- Edward Barthell, et al., "The National Information Infrastructure Health Information Network NII-HIN," 1996 Annual HIMSS Conference and Exhibition.
- Areeda Associates, "Welcome to the SeeMor Demo CD," dated 1999.
- Areeda Associates, SeeMor Version 3, "Windows 9X/2000/NT4 Users Manual," dated 1999.
- Areeda Associates, SeeMor, Demo CD ReadMe.txt File, dated Nov. 11, 1999.
- Diforum Series, "Soft-Copy Interpretation: How to Do It, What to Avoid," Diagnostic Imaging, pp. 66-72, dated Sep. 1998.
- James Brice, "PACS Integration: Radiology's Portal to Both Magic and Misery," Diagnostic Imaging, pp. P30-P42, dated Sep. 1998.
- Michael J. Cannavo, "Commentary: PACS and TeleRadiology: Who Pays the Bill?," Diagnostic Imaging, pp. P15-P17, dated Sep. 1998.
- John C. Hayes, "Imaging News: Data Shows Filmless Imaging Saves in High-Volume. Setting," Diagnostic Imaging, pp. 9-13, dated Jul. 1998.
- Stephen M. Pomerantz, M.D., "First Person: Soft-Copy Interpretation Finally Surpasses Film," Diagnostic Imaging, pp. 37-39, dated Mar. 1998.
- Michael J. Cannavo, "PACS Integration: Info Network Integrates Islands of Automation," Diagnostic Imaging, pp. 25-27, dated Feb. 1998.
- Philip G. Drew, Ph.D., "Signal-to-Noise: Surveys Attest to Growing Interest in PACS," pp. 21-22, dated Jan. 1998.
- Steven C. Horii, M.D., "Informatics: Workstation Priorities: Automation, Integration," Diagnostic Imaging, pp. 40-45, dated Jan. 1998.

- Diane Shindoll, "Cover Story: Managing Risk in Planning and implementing a PACS," *Diagnostic Imaging*, pp. 46-51, dated Jan. 1998.
- Kathy Kincade, "Digital Processing: Wavelets Challenge JPEG in Image Compression," *Diagnostic Imaging*, pp. 125-127, dated Nov. 1997.
- Sridhar B. Seshadri, "Market Scan: PACS Market Migrates to 'Early Majority' Users," *Diagnostic Imaging*, pp. 207-211, dated Nov. 1997.
- Bernard F. King, Jr., M.D., "Conversion Process: Calculates Film Costs Before Going Electronic," *Diagnostic Imaging*, pp. P47-P50, dated Sep. 1997.
- Emily Hayes, "Case Study: PACS helps Mayo Practice Meet Urgent-Care Needs," *Diagnostic Imaging*, pp. P22-P24, dated Sep. 1997.
- "PACS Market Moves at Brisk Pace as Interest in Technology Grows," *PACS & Networking News*, vol. 2, No. 5, pp. 1-3, dated May 1998.
- "RSNA, HIMSS Join Forces to Sponsor Systems Integration," *PACS & Networking News*, vol. 2, No. 4, p. 1, dated Apr. 1998.
- Sohard AG, Radin Version 2.0, dated Nov. 2002, Screen Captures.
- VEPRO, MedImage Cardio Viewing Station Extended, Version 4.41.05, "About Cardio Viewing Station," dated 1999.
- VEPRO, MedImage Cardio Viewing Station Extended, Version 4.41.03, "About Cardio Viewing Station," dated 1998.
- Invoice from Impax Technology to Toshiba America, Inc., dated Jan. 31, 2000.
- Invoices from Impax Technology to Agfa Hong Kong Ltd., dated from Jun. 21, 2000 to Aug. 22, 2000.
- Invoices from Impax Technology to Agfa-Gevaert Ltd. (AUS), dated from Aug. 25, 2000 to Nov. 28, 2000.
- Payments from AGFA Corporation to Impax Technology, dated from Nov. 22, 2000 to Dec. 29, 2000.
- Invoices from Impax Technology to Toshiba Corporation, dated from Oct. 25, 2000 to Jan. 16, 2001.
- Invoices from Impax Technology to Agfa Europe, dated from Nov. 3, 2000 to Jan. 15, 2001.
- Invoice from Impax Technology to Agfa Inc. (CAN), dated Nov. 30, 2000.
- Invoice from Mitra Imaging to EMED, dated Sep. 30, 1996.
- Invoice from Mitra Imaging to Fuji Medical Systems, U.S.A., dated Mar. 24, 1997.
- Purchase Order from Acuson Corp. to Mitra Imaging, dated Apr. 30, 1997.
- Invoice from Mitra Imaging to Siemens Health Services, dated Mar. 11, 1998.
- Payment from Siemens Nixdorf to Mitra Imaging, dated Apr. 9, 1998.
- Invoice from Mitra Imaging to Agfa Division of Bayer Inc., dated Oct. 18, 1998.
- Invoices from Mitra Imaging to Acuson Corp., dated from Oct. 5, 1997 to Jan. 31, 2000.
- Invoices from Mitra Imaging to Agfa Gevaert N.V., dated from Oct. 28, 1997 to Mar. 16, 2000.
- Invoices and Sales Orders from Mitra Imaging to Picker International, dated Jun. 16, 1999.
- Invoices, Sales Orders, and Packing Lists from Mitra Imaging to Agfa Corporation, dated Nov. 24, 1999 to Nov. 25, 1999.
- Invoices from Impax Technology to Agfa Corporation, dated from Mar. 1, 2000 to Jan. 10, 2001.
- Purchase Orders from Agfa Division to Mitra Imaging, dated from Apr. 30, 1999 to Oct. 14, 1999.
- Invoices, Sales Orders, Packing Lists, FedEx Manifests, and Billing Summaries from Mitra Imaging to Electromed International, dated from Sep. 5, 1997 to Sep. 20, 2000.
- Invoices from Mitra Imaging to Impax Technology, dated from Jul. 31, 1999 to Dec. 31, 2000.
- Work Orders from Mitra Imaging to Electromed International, dated May 1, 1998.
- Engineering Software Releases, Product Release Checklists, and Software Release Notes from Mitra Imaging to Electromed International, dated Sep. 5, 1997 and Sep. 12, 1997.
- Bills of Lading, Invoices, and Packing Lists from Mitra Imaging to Institute of Cardiology de Montreal, dated May 1, 1998.
- Purchase Orders from Electromed International to Mitra Imaging, dated from Apr. 29, 1998 to Jan. 9, 2000.
- Purchase Requisitions from Electromed International to Mitra Imaging, dated May 1, 1998.
- Email from Michael Fisher at Mitra Imaging to Susanna Fries at Mitra Imaging, "RE: Montreal Heart (ICM) Address for Vault," dated May 1, 1998.
- Pre-Production Release Form MQF-9.3 re: Project AS300, Version 4.5.0 from Mitra Imaging to Electromed International, dated Nov. 9, 1999.
- Shipping Checklists and FedEx Manifests from Mitra Imaging to Electromed International, dated Sep. 5, 1997 and Sep. 12, 1997.
- Purchase Order, Invoice, Packing Slip, Billing Statement, Work Order from Mitra Imaging to Electromed Imaging and Mitra History dated Sep. 5, 1997 to Sep. 20, 2000.
- Medical Imaging web page for Image Archiving the ASP Way, dated Nov. 2000.
- Short Instructions: DICOM Communication by HIPAX, dated 1995-1999.
- Redacted Purchase Agreement between General Electric Co. and VEPRO, dated Apr. 8, 1998.
- Redacted First Amendment to Apr. 8, 1998 Purchase Agreement between General Electric Co. and VEPRO, dated May 28, 1999.
- Redacted Purchase Agreement between General Electric Co. and VEPRO, dated Nov. 22, 1999.
- VEPRO, Product Sheet: Image/Film Jukebox Server, dated Feb. 19, 1999.
- VEPRO, Product Sheet: Image/Film Archive Server, dated Feb. 19, 1999.
- VEPRO, Diagram of a Digital Cath-Lab, dated Feb. 19, 1999.
- VEPRO, Cardio-Network, dated Feb. 19, 1999.
- Redacted Offer from VEPRO to GE Medical Systems for MEDIMAGE Digital Film Recording & CD-R Archiving Station/19 Monitor Color, Upgrades, and Installation, dated Mar. 4, 1999.
- Redacted Email regarding "Vepro: Description of Systems," dated Mar. 26, 1999.
- "TDK Launches Innovative Medical DVD/CD Recording Station With Embedded PC," redOrbit.com, dated Sep. 13, 2004.
- Business Profile of Algotec: Where the Web PACS the punch, dated Jun. 22, 2000.
- EMEDIA Professional, "The New Dyes Cast: Mapping the CD-R Media Market—Includes Related Articles—Industry Overview," dated Oct. 1998.
- "New Products & Services: News Briefs," *Health Management Technology*, dated Feb. 1, 2000.
- AGFA IMPAX Quotation, dated Jun. 8, 1998.
- IMPAX Price Quotation for Laurie Imaging Center with annotations, dated Apr. 27, 1998.
- DICOM Conformance Statement, WinSCP32 v2.42 Version 7, dated Nov. 2000.
- IMPAX Web 1000 DICOM Web Server Specifications, dated May 30, 1998.
- Siemens Picture Archiving and Communication System Proposal for Huntsville Hospital, dated Apr. 8, 1999.
- Emerald Archiving Inc. Backfile Conversion Pricing for Huntsville Hospital, dated Mar. 21, 1999.
- SORNA, FilmX Sell Sheet, dated Mar. 3, 2000.
- SORNA, FilmX Sell Sheet, dated 2000.
- ETIAM, DICOM 3.0 Conformance Statement: DICOM Eye v2.42 Version 1, dated Sep. 12, 2000.
- Subpoena for the production of documents and things issued by Codonics, Inc. to *Agfa Corporation, DatCard Systems, Inc. v. Codonics, Inc.*, SACV 08-00063 AHS (RNBx), C.D. Cal., dated Jun. 6, 2008.
- Restriction Requirement, U.S. Appl. No. 11/591,889, mailed Jul. 17, 2009.
- Examiner Interview Summary Record, U.S. Appl. No. 09/753,792, mailed Jul. 7, 2009.
- Office Action, U.S. Appl. No. 09/753,792, mailed Jun. 22, 2009.
- Response to Office Action of Feb. 9, 2009, U.S. Appl. No. 09/753,792.
- Examiner Interview Summary Record, U.S. Appl. No. 09/753,792, mailed Feb. 11, 2009.
- Office Action, U.S. Appl. No. 09/753,792, mailed Feb. 9, 2009.
- Supplemental Amendment, U.S. Appl. No. 09/753,792.

Amendment Submitted/Entered with Filing of RCE, U.S. Appl. No. 09/753,792.
 Advisory Action, U.S. Appl. No. 09/753,792, mailed Oct. 8, 2008.
 Amendment After Final, U.S. Appl. No. 09/753,792.
 Final Office Action, U.S. Patent Appl. No. 09/753,792, mailed Aug. 25, 2008.
 Applicant Interview Summary, U.S. Appl. No. 09/753,792.
 Examiner Interview Summary Record, U.S. Appl. No. 09/753,792, May 13, 2008.
 Response to Office Action of Feb. 6, 2008, U.S. Appl. No. 09/753,792.
 Examiner Interview Summary Record, U.S. Appl. No. 09/753,792, Mar. 6, 2008.
 Office Action, U.S. Appl. No. 09/753,792, mailed Feb. 6, 2008.
 Final Office Action, U.S. Appl. No. 09/753,792, mailed Jun. 7, 2007.
 Amendment, Remarks, and Response to Election Restriction Requirement, U.S. Appl. No. 09/753,792.
 Requirement for Restriction / Election, U.S. Appl. No. 09/753,792, mailed Mar. 6, 2007.
 Requirement for Restriction / Election, U.S. Appl. No. 09/753,792, mailed Nov. 13, 2006.
 Response to Office Action of Feb. 21, 2006, U.S. Appl. No. 09/753,792.
 Office Action, U.S. Appl. No. 09/753,792, mailed Feb. 21, 2006.
 Final Office Action, U.S. Appl. No. 09/753,792, mailed Jun. 10, 2005.
 Response to Office Action of Jul. 23, 2004, U.S. Appl. No. 09/753,792.
 Office Action, U.S. Appl. No. 09/753,792, mailed Jul. 23, 2004.
 Office Action, U.S. Appl. No. 09/781,605, mailed Feb. 27, 2003.
 Response to Feb. 27, 2003 Office Action, U.S. Appl. No. 09/781,605, filed May 27, 2003.
 Final Office Action, U.S. Appl. No. 09/781,605, mailed Jul. 2, 2003.
 Response to Jul. 2, 2003 Office Action with RCE, U.S. Appl. No. 09/781,605, filed Dec. 30, 2003.
 Office Action, U.S. Appl. No. 09/781,605, mailed Feb. 23, 2004.
 Response to Feb. 23, 2004 Office Action, U.S. Appl. No. 09/781,605, filed Aug. 20, 2004.
 Final Office Action, U.S. Appl. No. 09/781,605, mailed Jan. 12, 2005.
 Response to Jan. 12, 2005 Office Action with RCE, U.S. Appl. No. 09/781,605, filed May 10, 2005.
 Office Action, U.S. Appl. No. 09/781,605, mailed May 27, 2005.
 Response to May 27, 2005 Office Action, U.S. Appl. No. 09/781,605, filed Oct. 27, 2005.
 Office Action and Examiner's Interview Summary, U.S. Appl. No. 09/781,605, mailed Dec. 8, 2005.
 Response to Dec. 8, 2005 Office Action and Applicants' Interview Summaries, U.S. Appl. No. 09/781,605, filed Jun. 8, 2006.
 Examiner's Interview Summary, U.S. Appl. No. 09/781,605, mailed Aug. 9, 2006.
 Final Office Action, U.S. Appl. No. 09/781,605, mailed Aug. 9, 2006.
 Notice of Abandonment, U.S. Appl. No. 09/781,605, mailed Mar. 27, 2007.
 Preliminary Amendment, U.S. Appl. No. 11/591,889, filed Nov. 2, 2006.
 Restriction Requirement, U.S. Appl. No. 11/591,889, mailed Apr. 8, 2009.
 Response to Apr. 8, 2009 Restrict. Req., U.S. Appl. No. 11/591,889, filed May 5, 2009.
 Preliminary Amendment, U.S. Appl. No. 11/591,889, filed May 5, 2009.
 Notice of Non-Compliant Preliminary Amend., U.S. Appl. No. 11/591,889, mailed May 12, 2009.
 Response to May 12, 2009 Notice of Non-Compliant Preliminary Amend., U.S. Appl. No. 11/591,889, filed May 14, 2009.
 Revised Response to Apr. 8, 2009 Restrict. Req., U.S. Appl. No. 11/591,889, filed May 14, 2009.
 Revised Preliminary Amendment, U.S. Appl. No. 11/591,889, filed May 14, 2009.
 Office Action, U.S. Appl. No. 09/761,795, mailed Apr. 22, 2005.
 Response to Apr. 22, 2005 Office Action, U.S. Appl. No. 09/761,795, filed Oct. 24, 2005.
 Office Action, U.S. Appl. No. 09/761,795, mailed Feb. 27, 2006.
 Response to Feb. 27, 2007 Office Action, U.S. Appl. No. 09/761,795, filed Jul. 24, 2006.
 Office Action, U.S. Appl. No. 09/761,795, mailed Oct. 20, 2006.
 Response to Oct. 20, 2006 Office Action, U.S. Appl. No. 09/761,795, filed Dec. 7, 2006.
 Advisory Action, U.S. Appl. No. 09/761,795, mailed Jan. 16, 2007.
 Office Action, U.S. Appl. No. 09/761,795, mailed Apr. 20, 2007.
 Examiner's Interview Summary, U.S. Appl. No. 09/761,795, mailed May 24, 2007.
 Response to May 20, 2007 Office Action with Applicants' Interview Summary and Declaration of Ken Wright Under 37 C.F.R. § 1.132, U.S. Appl. No. 09/761,795, filed Jul. 20, 2007.
 Notice of Allowance, U.S. Appl. No. 09/761,795, mailed Oct. 12, 2007.
 "Security, ASP, Systems Integration to Highlight PACS Exhibits (Agfa through Amicas)," AuntMinnie.com, dated Nov. 26, 2000.
 "Security, Asp, Systems Integration to Highlight Pacs Exhibits (InSiteOne through Rogan)," AuntMinnie.com, dated Nov. 16, 2000.
 U.S. Appl. No. 60/181,985, filed Feb. 11, 2000, Wright et al.
 Certified Transcript of Non-Confidential Portions of Jan. 13, 2009 Deposition of Kenneth L. Wright, including Exhibits (Nos. 23 and 24) thereto.
 Draft Specifications for Medical Diagnostic Imaging Support (MDIS) System, Apr. 6, 1990.
 Solicitation for Digital Imaging Network—Picture Archiving and Communication System, Jan. 21, 1997.
 Printed Screen Shots and Help File Topics of Exhibit 382 to the Deposition of Stefan Delank, dated Jan. 30, 2009, *Datcard Systems, Inc. v. Codonics, Inc.*, Civil Action No. SACV08-00063 AHS (RNBx), U.S. District Court, Central District of California (Vepro Demonstration CD, © 1996-1999).
 MEDIMAGE Software Modules Brochure, Aug. 12, 1997, pp. 1-9.
 Jun. 10, 2009 Declaration of Dr. Martina Steinhart, Managing Director of Steinhart Medizinsysteme GmbH, and accompanying documents.
 Hipax Medical Imaging and Communication System Version 3 User Instruction Manual, Sep. 1999.
 Declaration of Mark R. Kendrick regarding U.S. Appl. No. 60/205,751 and Exhibit thereto.
 Product Showcase, "Automated DICOM Exchange Station" (Sorna Product Announcement), Medical Imaging Magazine, vol. 15, No. 1, Jan. 2000, p. 72.
 PacsCube User Manual / Installation Guide Version 4.1, 2006, pp. 1-63.
 Request for Ex Parte Reexamination of U.S. Patent No. 7,302,164 and Petition Under 37 C.F.R. § 1.183 to Suspend the Rules, Control No. 90/009,538, mailed Aug. 7, 2009.
 Notice of Failure to Comply with Ex Parte Reexamination Request Filing Requirements (37 CFR 1.510(c)), Control No. 90/009,538, mailed Aug. 27, 2009.
 Steinhart Medizinsysteme, Product Information: Hipax System: Medical Image Processing and Communication.
 Steinhart Medizinsysteme, Hipax Multi-Monitor System.
 Request for Ex Parte Reexamination of U.S. Patent No. 7,302,164, Control No. 90/009,347, mailed Nov. 26, 2008.
 Order Granting Request for Ex Parte Reexamination of U.S. Patent No. 7,302,164, Control No. 90/009,347, mailed Jan. 30, 2009.
 Response to Office Action of Jul. 23, 2004, U.S. Appl. No. 09/753,792, filed Aug. 25, 2009.
 Cedar SDK Beta 6 read me file, dated Sep. 27, 1999.
 AS3000 IMPAX 4 Server Requirements Specification Rev. 1.4, dated Sep. 28, 1998.
 AS3000 IMPAX 4 Server Marketing Product Specification Rev. 1.5, dated Dec. 31, 1998.
 Impax NT Client Workstation CD Export System Test Plan v. 1.7.0, dated Jun. 12, 2000.
 Mitra CD Writer Development & Quality Plan Rev 1.0, dated May 28, 1996.
 Mitra D217 Vault Requirements Specification Rev 1.0, dated Jan. 17, 1997.
 Mitra Implementation Specification for Vault Jul. 1st Release, Rev 0.2, dated Jun. 1, 1998.

- Mitra Requirements Specification Vault 2.0, Rev. 2.6, dated Aug. 3, 1999.
- Mitra Vault Installation Manual, dated Jan. 14, 1998.
- Mitra Vault Service Tools Manual version 2.7.0, dated 1999.
- Mitra Vault Service Tools Manual version 2.8.0, dated Aug. 19, 1999.
- Vault v2.0 Hazard Analysis Report Rev 1.1, dated May 17, 1999.
- Letters and Description concerning Mitra Image Vault, dated Nov. 29, 1997 to Jan. 12, 1998.
- Dicom Cd Writer Installation and Staging Manual Version 1.0.0, dated Aug. 25, 1997.
- Mitra CD Exchange Operator's Manual, dated 1997.
- Mitra CD Writer Service Tools Manual, dated Sep. 17, 1996.
- Mitra CD Writer Requirements Specification, Rev. 1.3, dated Aug. 26, 1996.
- Mitra CD Writer Requirements Specification, Rev. 1.4, dated Oct. 6, 1997.
- Mitra CD Writer Requirements Specification Addendum: Labeler, Rev 1.0, dated Sep. 23, 1997.
- Mitra CD Writer Software Design Description, Software Rev. 1.0, Doc Rev. 1.0, dated May 21, 1996.
- Mitra CD Writer Software Design Description, Software Rev. 1.0, Doc Rev. 1.3, dated Sep. 25, 1997.
- Mitra CD Writer Software Design Description, Software Rev. 1.0, Doc Rev. 1.3, dated Aug. 26, 1996.
- Mitra CD Writer Conformance Statement, Rev. 1.4, dated Sep. 5, 1997.
- Mitra Vault Requirements Specification Rev. 1.0, dated Jan. 17, 1997.
- Mitra Image Vault Conformance Statement for CD Reading/Writer, Rev. 1.5, dated Nov. 14, 1997.
- Mitra IMPAX 3 Archive Requirements Specification, Rev. 2.1, dated Jan. 20, 1998.
- Mitra Implementation Specification for Vault Jul. 1st Release, Rev. 0.2, dated Jun. 1, 1998.
- Mitra Installation Manual for CD Writer Software Ver. 0.2.0, Manual Rev. 1.2, dated Feb. 11, 1997.
- Mitra CD Writer System Administration and GUI Manual, Ver. 1.0, dated Sep. 18, 1996.
- Mitra MVF Service Tools Draft, Release 2.4, dated 1998.
- Mitra MVF Service Tools Draft, Release 2.2, dated 1998.
- Mitra MVF Service Tools Draft, Release 2.3, dated 1998.
- Release 3 IMPAX Application Manual, V. 1.8.4, dated Feb. 13, 1997.
- Plans for AHA '98, Rev 3.0, dated Oct. 19, 1998.
- Plans for RSNA '2000.
- RSNA '98—"Science to Practice"—Informational Proof Report, dated Apr. 6, 1998.
- Mitra CD Exchange Version 1.x Service Manual, dated 1998.
- CDWriter, Vault, AS300 Source Code & Packages, dated Feb. 12, 1997 to Feb. 26, 2001.
- Mitra Image Vault V. 1.2 User's Manual, dated 1998.
- Vault Installation Guide V. 2.9.4, dated Nov. 25, 1999.
- Vault Service Tools V. 2.9.3, dated Nov. 12, 1999.
- Mitra CD Writer Development & Quality Plan Rev. 1.0, dated May 28, 1996.
- Exchange Version 1.x User's Manual, dated 1998.
- Mitra Image Vault V. 1.2 Service Manual, dated 1998.
- Mitra Vault Installation Guide V. 2.8, dated Aug. 5, 1999.
- Mitra Vault Installation Guide V. 2.9.2, dated Oct. 29, 1999.
- Mitra Vault Installation Guide V. 2.9.3, dated Nov. 12, 1999.
- Mitra Vault Installation Guide V. 2.9.5, dated Jan. 6, 2000.
- Mitra Vault Installation Guide V. 2.9.6, dated Feb. 9, 2000.
- Mitra Vault Installation Guide V. 2.9, dated Oct. 13, 1999.
- Mitra Vault Version 2.2 Installation Manual, dated 1998.
- Mitra Vault Service Tools V. 2.9.0, dated Oct. 13, 1999.
- Mitra Vault Service Tools V. 2.9.6, dated Feb. 9, 2000.
- Mitra Vault Service Tools V. 2.6.0, dated 1999.
- Mitra Vault Service Tools V. 2.9.2, dated Oct. 29, 1999.
- Mitra Vault Service Tools V. 2.9.5, dated Jan. 6, 2000.
- Mitra Vault Version 2.3 Installation Manual, dated 1998.
- Mitra Vault Version 2.4 Installation Manual, dated 1998.
- Pre-Production Release Form and Packing Slip from Mitra Imaging Inc to Electromed International, dated Nov. 10, 1999.
- Work Order, Purchase Order, Bill of Lading, Commercial Invoice, Packing List, and email concerning Vault System shipment to Institute de Cardiologie de Montreal, dated May 1, 1998.
- Packing List, Shipping Checklist, Packing Slip, Product Release Checklist, Software Release Notes, and Engineering Software Release for Mitra Vault v. 0.9, dated Sep. 12, 1997 to Sep. 16, 1997.
- Packing List, Product Release Checklist, Software Release, Shipping Checklist, email, and Packing Slip for Exchange V 1.0, dated Sep. 5, 1997.
- Mitra Careers Testimonials webpage, printed Oct. 7, 2008, copyright dated 2001.
- Mitra About Us History webpage, printed Oct. 7, 2008, copyright dated 2001.
- Impax Conformance Statement for Media Application Storage Profiles CD-R Archive, Rev. 1.3, dated Dec. 6, 1999.
- Mitra DICOM Conformance Statement Exhibit R3.1, Revision 2.1, dated Aug. 1, 1999.
- Acculmage AccuView User's Manual, dated Aug. 16, 1999.
- Source code for Cedar SDK application, dated Mar. 25, 1999 to Sep. 27, 1999.
- Mitsui Advanced Media Presentation Slides, apparently dated 2000.
- PerfectImage CD-R Order Interface API Programmer Guide, dated 2001.
- Cedar SDK Beta 6 change history log, dated Sep. 27, 1999.
- Office Action in Ex Parte Reexamination of U.S. Patent No. 7,302,164, Control No. 90/009,347, mailed Oct. 1, 2009.
- Corrected Original Request for Ex Parte Reexamination of U.S. Patent No. 7,302,174, Control No. 90/009,538, mailed Sep. 25, 2009.
- Reply by Patent Owner to Non-Final Office Action Under 37 C.F.R. § 1.111 and Request for Reconsideration, Control No. 90/009,347, mailed Dec. 1, 2009.
- United States District Court, Central District of California, Western Division; Case 8:10-cv-01288-MRP-VBK, Document 163, Filed Apr. 1, 2013, 7 pages; Order Re Datcard Inc.'s Motion for Summary Judgment of Infringement of U.S. Patents 7,783,147 and 7,734,157.
- United States District Court, Central District of California, Western Division; Case 8:10-cv-01288-MRP-VBK, Document 164, Filed Apr. 1, 2013, 13 pages.; Order Re Pacsgear's Motion for Summary Judgment of Invalidity of "Search/Burn" and "HIPAA" Patents.
- United States District Court, Central District of California, Western Division; Case 8:10-cv-01288-MRP-VBK, Document 165, Filed Apr. 1, 2013, 5 pages; Order Granting Pacsgear Inc.'s Motion for Summary Judgment of Non-Infringement of the "Search/Burn" Patents.
- Deposition of Kenneth Wright, dated Jan. 16, 2009.
- Datcard Systems, Inc.'s Complaint for Patent Infringement, filed Aug. 23, 2010.
- Pacsgear, Inc.'s Answer to First Amended Complaint, filed Nov. 9, 2010.
- Pacsgear, Inc.'s Amended Answer to First Amended Complaint, filed Nov. 17, 2010.
- Pacsgear, Inc.'s Responses to First Set of Interrogatories Propounded by Plaintiff, dated Feb. 14, 2011.
- Datcard Systems, Inc. Second Amended Complaint for Patent Infringement, filed Feb. 15, 2011.
- Pacsgear, Inc.'s Answer to Second Amended Complaint for Patent Infringement, filed Mar. 4, 2011.
- Pacsgear, Inc.'s Supplemental Response to Interrogatory No.'s 2, 3 and 9 Propounded by Plaintiff, dated Jun. 13, 2011.
- Datcard Systems, Inc.'s Supplemental Responses to Defendant's First Set of Interrogatories (No.'s 10 & 11), dated Jul. 28, 2011.
- Datcard Systems, Inc. Complaint for Patent Infringement, filed Sep. 16, 2011.
- Pacsgear, Inc.'s Second Supplemental Response to Interrogatory No.'s 2, 3 & 9 Propounded by Plaintiff, dated Oct. 10, 2011.
- Datcard Systems, Inc.'s Responses to Defendant's Fourth Set of Interrogatories (No.'s 18 & 19), dated Oct. 17, 2011.
- Pacsgear, Inc.'s Responses to 4th Set of Interrogatories Propounded by Plaintiff (No. 17), dated Oct. 11, 2011.
- Pacsgear, Inc.'s Supplemental Responses to 4th Set of Interrogatories Propounded by Plaintiff (No. 17), dated Oct. 25, 2011.
- Initial Expert Report of Dr. Alan Rowberg, M.D., dated Nov. 1, 2011.

- Datcard Systems, Inc.'s First Supplemental Response to Defendant's Second Set of Interrogatories (No. 15), dated Nov. 15, 2011.
- Pacsgear, Inc.'s Second Supplemental Response to Interrogatory No. 8 Propounded by Plaintiff, dated Nov. 17, 2011.
- Rebuttal Expert Report of Steven Horii, M.D., filed Jan. 16, 2012.
- Rebuttal Expert Report of Ian Jestice re Expert Reports of Jack Goldberg and Alan Rowberg as they relate to the '422 Patent, filed Jan. 16, 2012.
- Pacsgear, Inc.'s Amended Response to Interrogatory No. 11 Propounded by Plaintiff, dated Dec. 8, 2011.
- Datcard Systems, Inc.'s First Amended Complaint for Patent Infringement, filed Dec. 12, 2011.
- Expert report of Charles E. Van Horn, dated Dec. 16, 2011.
- Data Distributing, LLC's Verified Answer and Affirmative Defenses to Datcard Systems, Inc.'s Unverified Amended Complaint, filed Dec. 27, 2011.
- Datcard Systems, Inc.'s Memorandum of Points and Authorities in Support of Datcard System, Inc.'s Motion for Summary Judgment of Infringement of U.S. Patents 7,783,174 and 7,734,157, filed Jan. 16, 2012.
- Pacsgear, Inc.'s Memorandum in Support of Motion for Summary Judgment of Non-Infringement of the "Search/Burn Patents", filed Jan. 16, 2012.
- Pacsgear, Inc.'s Memorandum in Support of Motion for Summary Judgment of Non-Infringement and Invalidity of the "Timeout" Patent, filed Jan. 16, 2012.
- Data Distributing, LLC's Verified Counterclaims, dated Jan. 17, 2012.
- Datcard Systems, Inc.'s Opposition to Pacsgear's Motion for Summary Judgment of Non-Infringement and Invalidity of the "Timeout" Patent, filed Jan. 23, 2012.
- Datcard Systems, Inc.'s Opposition to Pacsgear's Motion for Summary Judgment of Non-Infringement of the "Search/Burn" Patents, filed Jan. 23, 2012.
- Pacsgear, Inc.'s Memorandum of Points and Authorities in Opposition to Datcard's Motion for Summary Judgment re Infringement of U.S. Patent No.'s 7,783,174 and 7,734,157, filed Jan. 23, 2012.
- Datcard Systems, Inc.'s Reply in Support of its Motion for Summary Judgment of Infringement of U.S. Patents 7,783,174 and 7,734,157, filed Jan. 30, 2012.
- Pacsgear, Inc.'s Reply in Support of Motion for Partial Summary Judgment of Invalidity and Non-Infringement of the "Timeout" Patent, filed Jan. 30, 2012.
- Pacsgear, Inc.'s Reply Memorandum in Support of Motion for Summary Judgment of Non-Infringement of the "Search/Burn" Patents, filed Jan. 30, 2012.
- Data Distributing, LLC's Verified Amended Counterclaims, filed Mar. 5, 2012.
- Datcard Systems, Inc.'s Reply to Defendant Data Distributing, LLC's Verified Amended Counterclaims, filed Mar. 22, 2012.
- Excerpts of Deposition of Jack Goldberg, dated Dec. 14, 2011.
- Excerpts of Deposition of Chester M. Laguardia, dated Aug. 5, 2011.
- Excerpts of Deposition of Alan H. Rowberg, M.D., dated Dec. 16, 2011.
- Deposition of Steven Horii, M.D., dated Dec. 20, 2011.
- Non-Confidential Portion of 30(b)(6) Deposition of DatCard Systems, Inc. ex rel. Kenneth Louis Wright, dated Aug. 4, 2011.
- Declaration of Ken Wright Under 37 C.F.R. § 1.132, dated Jul. 19, 2007.
- Accelerated Examination Support Document for U.S. Appl. No. 12/484,100, dated Jun. 12, 2009.
- Non-Confidential Portion of Rebuttal Expert Report of Dr. Alan Rowberg, dated Dec. 14, 2011.
- Ratib, et al., Self contained off-line media for exchanging medical images using DICOM-complaint standard, Medical Imaging 2000: PACS Design and Evaluation: Engineering and Clinical Issues, Proceedings of SPIE, 2000, pp. 30-34, vol. 3980.
- Accelerated Examination Support Document for U.S. Appl. No. 12/479,726, dated Jun. 5, 2009.
- Section 9.1.5 from Digital Imaging and Communications in Medicine (DICOM) Part 8: Network Communication Support for Message Exchange, dated 2003, 2004, 2006-2008.
- Time Stamp Counter—Wikipedia, the free encyclopedia, http://en.wikipedia.org/wiki/Time_stamp_counter, last visited Apr. 27, 2012.
- Gips, M.A. "PCs at Peace," Security Management, Dec. 1, 1997.
- Elion, J.L.: DICOM Media Interchange Standards for Cardiology: Initial Interoperability Demonstration. 19th Annual Symposium on Computer Applications in Medical Care, 1995, pp. 591-595.
- Docket listing for *DatCard Systems, Inc. v. Pacsgear, Inc.*, Civil Action No. SACV10-1288 DOC (VBKx), U.S. District Court, Central District of California ("Pacsgear Litigation"), updated Apr. 30, 2012.
- Docket listing for *DatCard Systems, Inc. v. Data Distributing, Inc.*, Civil Action No. SACV11-1434 DOC (VBKx), U.S. District Court, Central District of California ("Data Distributing Litigation"), updated Apr. 30, 2012.
- Datcard Systems, Inc.'s Disclosure of Asserted Claims and Infringement Contentions, *Datcard Systems Inc v. Data Distributing, LLC*, Case No. SACV Nov. 1434-DOC.
- A generic hospital PACS RFP presented to the Seventh RIS-PACS School, Georgetown University Medical Center, JH Perry, Dated Jul. 9, 1997.
- Algotec—Internet site—sales literature, dated Jan. 2, 2001.
- Ando et al, "Clinical Application of a Magneto-Optical Disk Image Filing System: A Prototype of CT Image Magement System", IEEE 1991.
- Borderless Teleradiology with Chili, Engelmann et al., Journal of Medical Internet Research, Copyright 1999.
- Camtronics, Ltd., Camtronics Medical Systems: Image Workstation: DICOM Conformance Statement: Document No. 09610-0021 (Rev. A), dated Oct. 26, 1999.
- Cedar Technologies—CD-R Publishers, sales literature.
- Codit, et al, "Requirements for cardiac interchange media and the role of recordable CD", Int J Card Imaging, 1995.
- Cox, et al., DICOM-complaint PACS with CD-based image archival, Part of the SPIE Conference on PACS Design and Evaluation: Engineering and Clinical Issues San Diego, California, Feb. 1998, vol. 3339, pp. 8.
- Cusma et al, "Replacement of cinefilm with a digital archive and review network", Int J Card Imaging, Oct. 1998.
- Data storage and management requirements for the multimedia computer-based patient medical record, WB Hanlon et al., Fourteenth IEEE Symposium on Mass Storage Systems, Sep. 11-14, 1995.
- Datcard v. Codonics*, Civil Action No. SACV 08-00063 AHS, IWS Registration Disk Serial # E-122.
- Datcard v. Codonics*, Civil Action No. SACV 08-00063 AHS, Aims from IMM Advanced Image Management System CD.
- Datcard v. Codonics*, Civil Action No. SSCV 08-00063 AHS, Ali DICOM Winview CD.
- Datcard v. Codonics*, Civil Action No. SACV 08-00063 AHS, CD-Surf Algotech CD.
- Datcard v. Codonics*, Civil Action No. SACV 08-00063 AHS, Cybertheatre—edited for European Congress of Radiology CD.
- Datcard v. Codonics*, Civil Action No. SACV 08-00063 AHS, DASM On-Line CD.
- Datcard v. Codonics*, Civil Action No. SACV 08-00063 AHS, Diagnostic Information Management CD.
- Datcard v. Codonics*, Civil Action No. SACV 08-00063 AHS, Exhibit 382 to Deposition of Stefan Delank, Jan. 30, 2009 CD.
- Datcard v. Codonics*, Civil Action No. SACV 08-00063 AHS, Exhibit 383 to Deposition of Stefan Delank, Jan. 30, 2009 CD.
- Datcard v. Codonics*, Civil Action No. SACV 08-00063 AHS, Exhibit 385 to Deposition of Stefan Delank, Jan. 30, 2009 CD.
- Datcard v. Codonics*, Civil Action No. SACV 08-00063 AHS, Hi-Val CD Right Plus CD.
- Datcard v. Codonics*, Civil Action No. SACV 08-00063 AHS, ImageAXS Pro-Med Software CD.
- Datcard v. Codonics*, Civil Action No. SACV 08-00063 AHS, Medasys Dx Win tm v2.0 CD.
- Datcard v. Codonics*, Civil Action No. SACV 08-00063 AHS, Mediface.com CD.
- Datcard v. Codonics*, Civil Action No. SACV 08-00063 AHS, MedImage Cardio-Viewing Software CD.
- Datcard v. Codonics*, Civil Action No. SACV 08-00063 AHS, Medivision Vistran CD.

- Datcard v. Codonics*, Civil Action No. SACV 08-00063 AHS, Mita Tapestry Medical Image Software CD.
- Datcard v. Codonics*, Civil Action No. SACV 08-00063 AHS, NT Disk 3 Release 1.0 Camtronics Ltd. Medical Systems.
- Datcard v. Codonics*, Civil Action No. SACV 08-00063 AHS, NT O/S Disks Config Install Disk 1 of 2.
- Datcard v. Codonics*, Civil Action No. SACV 08-00063 AHS, NT O/S Disks NT 4.0 Disk 2 of 2.
- Datcard v. Codonics*, Civil Action No. SACV 08-00063 AHS, Osiris Medical Imaging Software CD.
- Datcard v. Codonics*, Civil Action No. SACV 08-00063 AHS, PacsPlus Viewer Software CD.
- Datcard v. Codonics*, Civil Action No. SACV 08-00063 AHS, Radin Medical Imaging Solutions CD.
- Datcard v. Codonics*, Civil Action No. SACV 08-00063 AHS, RDI Xscan32 Radiographic Digital Imaging Software CD.
- Datcard v. Codonics*, Civil Action No. SACV 08-00063 AHS, RSNA '99 Destination Digital CD.
- Datcard v. Codonics*, Civil Action No. SACV 08-00063 AHS, Sampler 1 Learning File Acr CD.
- Datcard v. Codonics*, Civil Action No. SACV 08-00063 AHS, SeeMor Version 3—Demo Version CD.
- Datcard v. Codonics*, Civil Action No. SACV 08-00063 AHS, Teleradiology Remote Viewing Software CD.
- Datcard v. Codonics*, Civil Action No. SACV 08-00063 AHS, The 1996 Annual HIMSS Conference and Exhibit CD.
- Datcard v. Codonics*, Civil Action No. SACV 08-00063 AHS, Trexnet Primary Review Station 2.0.05.16 CD.
- Datcard v. Codonics*, Civil Action No. SACV 08-00063 AHS, Voxar 3D View CD.
- Development of an electronic radiologist's office in a private institute, J-C Oberson, et al., *Radiographics* 20:2, Mar.-Apr. 2000.
- Dicom Cube—Internet site—sales literature, dated Jan. 2, 2001.
- Final Office Action in Ex Parte Reexamination of U.S. Patent No. 7,302,164, Control No. 90/009,347, mailed May 6, 2010.
- GE Medical Systems Technical Publications, Direction 09610-0025, Revision B, CRS-PC/CRS-PC+1.3 Conformance Statement for DICOM V3.0, Copyright 2000.
- ImageAXS Pro-Med Windows User's Guide, Digital Arts and Science, Alameda, CA, "Printed May 1998" (submitted in four parts).
- Interview Summary, Control No. 90/009,347, mailed May 20, 2010.
- Jean-Christien Oberson et al., "Development of an Electronic Radiologist's Office in a Private Institute," *Radiographics*, Copyright 2000 [Retrieved from <http://radiographics.rsna.org/cgi/content/full/20/2/573>, on Mar. 3, 2008].
- Kaminsky et al., "Exchange of medical images via an universal magneto-optical disc interface", 1999.
- Ligier, et al. Echange de dossiers d'innagerie du patient sur CD-ROM compatible DICOM Informatique et santé, 2000 (12):241-248 Springer-Verlag France.
- Medimage ACOM.Convert DICOM Archiving & Viewing Station Software Vers. 4.42 User Manual, Sep 5, 1999 (66 pages).
- Mehta, A., et al., "Enhancing Availability of the Electronic Image Record for Patients and Caregivers During Follow-Up Care," *Journal of Digital Imaging*, vol. 12, No. 2, Supp. 1 (May), 1999, pp. 78-80.
- MergeWorks: Connect, MergeTechnologies, Inc., "webarchive.org" date "Dec. 3, 1998."
- Ohyama, "ISAC (Image Save and Carry) Standardization", *Imaging Science and Engineering Laboratory Tokyo Inst. of Tech.* 4259, Nagatsuta, Midori-ku, Yokohama, 227 Japan, Copyright IEEE 1991.
- Okano et al., "Digital image in cardiology now and for the future", *Int J Card Imaging*, 1998.
- Okura, et al., Methods for efficient compressing and archiving medical digital motion images, *Medical Imaging 2000: PACS Design and Evaluation: Engineering and Clinical Issues*, Proceedings of SPIE, 2000, vol. 3980, pp. 7.
- Pass Cube Products—Internet site—sales literature, dated Jan. 2, 2001.
- Picture Archiving and Communication Systems (PACS) in Medicine, Huang et al, Copyright 1991.
- RadWorks Product Line, Version 2.1 Product Catalog, Applicare Medical Imaging B.V., "Summer 1997".
- Ratib, et al., Self contained off-line media for exchanging medical images using DICOM-complaint standard, *Medical Imaging 2000: PACS Design and Evaluation: Engineering and Clinical Issues*, Proceedings of SPIE, 2000, vol. 3980.
- Reiber et al., "The effect of DICOM on QCA and clinical trials", *Int J Card Imaging*, 1998.
- Reply by Patent Owner to Final Office Action Under 37 C.F.R. § 1.116, Control No. 90/009,347, mailed Jun. 4, 2010.
- Sencor—Internet site—sales literature, dated Jan. 3, 2001.
- TDK medical—Internet site—sales literature.
- Van Meurs, "Information management in the cardiology department. An analysis of current options for replacing cinefilm", *Int J Card Imaging*, 1995.
- Weterings et al., "Integrated image storage solution for the Cath department", *Int J Card Imaging*, Oct. 1998.
- Docket Sheet for case *DatCard Systems, Inc. v. Pacsgear, Inc.*, Civil Action No. SACV10-1288 DOC (VBKx), U.S. District Court, Central District of California, Feb. 8, 2012.
- Docket Sheet for case *DatCard Systems, Inc. v. Data Distributing, Inc.*, Civil Action No. SACV11-1434 DOC (VBKx), U.S. District Court, Central District of California, Feb. 8, 2012.
- DatCard's Reply in Support of its Motion for Separate Bench Trial on Inequitable Conduct, dated Jan. 30, 2011 (typographical error in document, should be 2012).
- DatCard's Reply in Support of its MSJ that '164, '174, '597 and '157 Are Not Invalid Under 35 U.S.C. § 102, dated Jan. 30, 2012.
- Pacsgear's Reply in Support of its MSJ of Invalidity and Non-Infringement of the "Timeout" Patent, dated Jan. 30, 2012.
- Pacsgear's Reply [Public Version] in Support of its MSJ of Invalidity of the "Search/Burn" and "HIPAA" Patents, dated Jan. 30, 2012.
- Memorandum in Support of DatCard's Motion for Separate Bench Trial on Inequitable Conduct, dated Jan. 16, 2012.
- Memorandum in Support of DatCard's Motion for Summary Judgment that the '164, '174, '597, and '157 Patents are Not Invalid Under 35 USC 102, dated Jan. 16, 2012.
- Memorandum in Support of Pacsgear's Motion for Summary Judgment of Invalidity of "Search/Burn" and "HIPAA" Patents, dated Jan. 16, 2012.
- Memorandum in Support of Pacsgear's Motion for Summary Judgment of Non-Infringement and Invalidity of the "Timeout" Patent, dated Jan. 16, 2012.
- Deposition of Jack Cusma of the Mayo Clinic taken Aug. 24, 2011.
- Deposition of Robert Petrocelli taken Oct. 3, 2011.
- Deposition of Cyrus Semen taken Aug. 23, 2011.
- Arenson R.L., Seshadri S.B., Kundel H.L., DeSimone D., Van der Voorde, et al.: Clinical evaluation of a medical image management system for chest x-rays. *AJR* 1988; 150:55-59.
- Arenson R.L., Seshadri S.B., Stevens J.F., Van der Voorde F.: The overlapping domains and interface between radiology information management system and medical image management system (PACS). *Proceedings Computer Assisted Radiology* 1987. Berlin, Springer-Verlag: 855-865.
- Cao F, Huang H.K., Zhou X.Q.: Medical image security in a HIPAA mandated PACS environment. *Computer Med. Imaging and Graphics* 2003; 27 (2-3): 185-96.
- First Consulting Group for the American Hospital Association: The Impact of the Proposed HIPAA Privacy Rule on the Hospital Industry. Dec. 2000.
- Fischer, H.W.: *Radiology Departments: Planning, Operation, and Management*. Ann Arbor, MI; Edwards Brothers, Inc. 1982: Chapter 7; Communication: 263-273.
- Federal Register, 45 C.F.R. Part 142, Security and Electronic Signature Standards; Proposed Rule, Part III. Aug. 12, 1998.
- Health Insurance Portability and Accountability Act, 1996, various statements and materials pertaining to the legislation and regulations promulgated thereunder ("HIPAA").
- Heartlab DicomView User's Guide, Copyright 1998.
- Horii, S.C.: DICOM, Chapter 4 in: Kagadis, G.C., Langer, S.C.: *Informatics in Medical Imaging*. CRC Press, Boca Raton, FL, 2011: 41-67.
- Inamura, K., et al.: A trial of PACS employing magneto-optical disks. *SPIE vol. 1234 Medical Imaging IV: PACS System Design and Evaluation* 1990: 50-59.

- Levin, K., Fielding, R.: Methods to prefetch comparison images in image management and communication systems (IMAC). *Proceedings of SPIE* 1980; 1234: 270-274.
- Ligier, Y., Ratib, O., Girard, C., Logean, M., Trayser, G.: Distributed file management for remote clinical image viewing stations. *Proceedings of SPIE* 1996; 2711: 475-482.
- Mascarini, Ch., Ratib, O., Trayser, G., Ligier, Y., Appel, R.D.: In-house access to PACS images and related data through World Wide Web. *Proceedings of SPIE* 1996; 2711: 531-537.
- Steven E. Nissen, "Evolution of the Filmless Cardiac Angiography Suite: Promise and Perils of the Evolving Digital Era," Copyright 1996.
- "DISC'95," Copyright 1995.
- Seshadri, S.B., Khalsa, S., Arenson, R.L., Brikman, I., Davey, M.J.: An image archive with the ACR/NEMA message formats. *Proceedings of SPIE* 1988; vol. 914:1409-1415.
- Seshadri, S.B., et al.: The architecture of an optical jukebox image archive. *SPIE* vol. 1234 Medical Imaging IV; PACS System Design and Evaluation 1990; 925-932.
- Zandell, C.: IBM 360/75 Computer Time Interface. JPL Technical Report 32/1526, vol. 1.
- Heartlab Website Excerpts of www.heartlab.com, from the Internet Wayback Machine (Archive.Org), Copyright 1999.
- <http://medical.nema.org/dicom/workshop-03/pres/mildenberger.ppt>
- The DICOM Story (presented at the DICOM Anniversary and Workshop, Baltimore, MD, Sep. 2003). Last accessed: Oct. 31, 2011. (submitted in three parts).
- IBM 7070 Data Processing System Spec.
- Microsoft Visual Basic-Programming for Windows v. 4.0, Copyright 1995.
- The C Toolbox—William James Hunt, Copyright 1985.
- Okura, Y. et al: Archiving and Networking of Medical Motion Picture Employing DVD-RAM and MPEG-2. *Cars* 99: 1064, Jun. 23-26, 1999.
- Pacsgear's Supplemental Responses to 4th Set of Interrogatories Propounded by DatCard, dated Oct. 25, 2011.
- Data Distributing's Verified Answer and Affirmative Defenses, dated Dec. 27, 2011.
- ESC DISC'96 Tutorial, Aug. 1996.
- eFilm and eFilmLite Screen Grabs, Feb. 2000.
- eFilm Release Notes, dated Feb. 18, 2000.
- Rebuttal Expert Report of Jack Goldberg, dated Dec. 5, 2011, produced in *DatCard Systems, Inc. v. Pacsgear, Inc.*, Civil Action No. SACV10-1288 DOC (VBKx) (C.D. Cal.).
- Expert Witness Report of Robert Green, dated Jan. 16, 2012, produced in *DatCard Systems, Inc. v. Pacsgear, Inc.*, Civil Action No. SACV10-1288 DOC (VBKx) (C.D. Cal.).
- Expert Report of Steven Horii, dated Nov. 1, 2011, produced in *DatCard Systems, Inc. v. Pacsgear, Inc.*, Civil Action No. SACV10-1288 DOC (VBKx) (C.D. Cal.).
- Memorandum in Opposition to DatCard's Motion for Separate Bench Trial on Inequitable Conduct, dated Jan. 23, 2012, produced in *DatCard Systems, Inc. v. Pacsgear, Inc.*, Civil Action No. SACV10-1288 DOC (VBKx) (C.D. Cal.).
- Expert Report of Ian Jestice, dated Oct. 31, 2011, produced in *DatCard Systems, Inc. v. Pacsgear, Inc.*, Civil Action No. SACV10-1288 Doc (VBKx) (C.D. Cal.).
- Memorandum in Opposition to DatCard's Motion for Summary Judgment that the '164, '174, '597, and '157 Patents are Not Invalid Under 35 USC 102, dated Jan. 23, 2012, produced in *DatCard Systems, Inc. v. Pacsgear, Inc.*, Civil Action No. SACV10-1288 DOC (VBKx) (C.D. Cal.).
- Memorandum in Opposition to Pacsgear's Motion for Partial Summary Judgment of Invalidity of "Search/Burn" and "HIPAA" Patents, dated Jan. 23, 2012, produced in *DatCard Systems, Inc. v. Pacsgear, Inc.*, Civil Action No. SACV10-1288 DOC (VBKx) (C.D. Cal.).
- DatCard's Opposition to Pacsgear's Motion for Summary Judgment of Non-Infringement and Invalidity of the "Timeout" Patent, dated Jan. 23, 2012, produced in *DatCard Systems, Inc. v. Pacsgear, Inc.*, Civil Action No. SACV10-1288 DOC (VBKx) (C.D. Cal.).
- Pacsgear's Proposed Amended Answer to Second Amended Complaint for Patent Infringement and Counterclaim, dated Nov. 7, 2011, produced in *DatCard Systems, Inc. v. Pacsgear, Inc.*, Civil Action No. SACV10-1288 DOC (VBKx) (C.D. Cal.).
- Declaration of Osman Ratib, dated Oct. 26, 2011, produced in *DatCard Systems, Inc. v. Pacsgear, Inc.*, Civil Action No. SACV10-1288 DOC (VBKx) (C.D. Cal.).
- Deposition of Osman Ratib taken Nov. 28, 2011, produced in *DatCard Systems, Inc. v. Pacsgear, Inc.*, Civil Action No. SACV10-1288 DOC (VBKx) (C.D. Cal.).
- Pacsgear's Supplemental Response to Interrogatory No. 4 Propounded by DatCard, dated Jun. 3, 2011, produced in *DatCard Systems, Inc. v. Pacsgear, Inc.*, Civil Action No. SACV10-1288 DOC (VBKx) (C.D. Cal.).
- Pacsgear's Second Supplemental Response to Interrogatory No. 4 Propounded by DatCard, dated Sep. 23, 2011, produced in *DatCard Systems, Inc. v. Pacsgear, Inc.*, Civil Action No. SACV10-1288 DOC (VBKx) (C.D. Cal.).
- Pacsgear's Third Supplemental Response to Interrogatory No. 4 Propounded by DatCard, dated Nov. 17, 2011, produced in *DatCard Systems, Inc. v. Pacsgear, Inc.*, Civil Action No. SACV10-1288 DOC (VBKx) (C.D. Cal.).
- Pacsgear's Responses to Second Set of Interrogatories (No. 13-15) Propounded by DataCard, dated Jul. 7, 2011, produced in *DatCard Systems, Inc. v. Pacsgear, Inc.*, Civil Action No. SACV10-1288 DOC (VBKx) (C.D. Cal.).
- Pacsgear's Supplemental Responses to Second Set of Interrogatories (No. 13-15) Propounded by DataCard, dated Sep. 23, 2011, produced in *DatCard Systems, Inc. v. Pacsgear, Inc.*, Civil Action No. SACV10-1288 DOC (VBKx) (C.D. Cal.).
- Pacsgear's Second Supplemental Responses to Second Set of Interrogatories (No. 13-15) Propounded by DataCard, dated Nov. 17, 2011, produced in *DatCard Systems, Inc. v. Pacsgear, Inc.*, Civil Action No. SACV10-1288 DOC (VBKx) (C.D. Cal.).
- Rebuttal Expert Report of Dr. Alan Rowberg, dated Dec. 14, 2011, produced in *DatCard Systems, Inc. v. Pacsgear, Inc.*, Civil Action No. SACV10-1288 DOC (VBKx) (C.D. Cal.).
- Second Rebuttal Expert Report of Dr. Alan Rowberg, dated Dec. 14, 2011, produced in *DatCard Systems, Inc. v. Pacsgear, Inc.*, Civil Action No. SACV10-1288 DOC (VBKx) (C.D. Cal.).
- DatCard Systems, Inc. v. Pacsgear, Inc.*, Civil Action No. 8:10-cv-01288 MRP, Claim Construction Order dated Oct. 29, 2012.
- AMS CD Movie Screenshots 1999.
- Brice, In Search of Smart & Simple PACS Workstations, Diagnostic Imaging, Mar. 1998.
- Brice, Radiology's Portal to both magic and misery, PACS integration, Sep. 1998.
- Cannavo, Info network integrates islands of automation, Diagnostic Imaging, Feb. 1998.
- Cannavo, PACS and Teleradiology: Who pays the bill?, Sep. 1998.
- Casey, Industry prepares to launch digital x-ray detectors, 1998.
- Catella Powerpoint Presentation from AMS CD 1999.
- Data Show filmless imaging saves in high-volume setting, Diagnostic Imaging, Jul. 1998.
- Diagnostic Imaging CD from Toshiba, Movie Screenshots, 1998.
- Diagnostic Imaging CD from Toshiba, Video Screenshots, 1998.
- DICOM Image CD May 17, 2001, RSVS CD Med Images 6.30R.
- Drew, Surveys attest to growing interest in PACS, Diagnostic Imaging, pp. 21-22, Jan. 1998.
- Email regarding RSVS Program, Jun. 25, 1998.
- Hayes, PACS helps Mayo practice meet urgent-care needs, Diagnostic Imaging, pp. P22 and P24, Sep. 1997.
- Horii, Workstation priorities: automation, integration, Diagnostic Imaging, pp. 40-45, Jan. 1998.
- How to do it, What to avoid, Soft-Copy Interpretation, Di Forum, Sep. 1998.
- Image Archive Management Quick Start Basic Operations Procedures (Date Unknown).
- Image Grabber Application Build on Jan. 18, 2000 Screenshots (w/ Defendant's descriptions).
- Kincade, Wavelets challenge JPEG in image compression, Diagnostic Imaging, pp. 125 and 127, Nov. 1997.
- King, Calculate film costs before going electronic, Diagnostic Imaging, pp. P47-P50, Sep. 1997.
- Open Architecture Systems, LLC, Demo Screenshots, 1998.

PACS market moves at brisk pace as interest in technology grows, PACS & Networking News, vol. 2, No. 5, May 1998.
 Pomerantz, Soft-Copy interpretation finally surpasses film, Diagnostic Imaging, Mar. 1998.
 Readme for RSVS 2.11, Nov. 20, 1997.
 Ridley, et al., Web browsers, Windows NT invigorate PACS exhibits, 1998.
 RSNA, HIMSS join forces to sponsor systems integration, PACS & Networking News, vol. 2, No. 4, Apr. 1998.
 RSVS V6 Build on Jan. 27, 2000 Screenshots (w/ Defendants descriptions).
 RSVS V6 Screenshots Jan. 27, 2000.
 SeeMor CD, Chapter 3—Operating Instructions, 1998.
 SeeMor CD, Chapter 4—Working with Open Images, 1998.
 SeeMor CD, Chapter 5—Menu Command Reference, 1998.
 SeeMor CD, Index, 1998.
 SeeMor CD, MacDemo, 1998.
 SeeMor CD, Macintosh Introduction, 1998.
 SeeMor CD, Registration and Configuration Instructions, 1998.
 SeeMor CD, SeeMor Express Macintosh, 1998.
 SeeMor CD, SeeMor Express Windows, 1998.
 SeeMor CD, SeeMor Installation Instructions, 1998.
 SeeMor CD, SeeMor Mac Manual, 1998.
 SeeMor CD, SeeMor ReadMe, 1998.
 SeeMor CD, WinDemo, 1998.
 SeeMor CD, Windows Introduction, 1998.
 SeeMor CD, Windows Manual Frame—Table of Figures, 1998.

Seshadri, Pacs market migrates to ‘early majority’ users, Diagnostic Imaging, pp. 207-211, Nov. 1998.
 Shindoll, Managing risk in planning and implementing a PACS, Diagnostic Imaging, pp. 46-51, Jan. 1998.
 Data Distributing history of DICOM feature implementations, 1999.
 Imaging CD Covers, 1997.
 Litigation Document: Expert Report of Yiquan Zhang, Ph.D., Aug. 24, 2012.
 Litigation Document: DatCard’s Summary Judgment Hearing PowerPoint Presentation, Sep. 20, 2012.
 United States District Court, Central District of California, Western Division, Case 8:10-cv-01288-MRP-VBK, Document 161, Filed Mar. 12, 2013, 9 pages, Order Re DatCard Systems, Inc.’s Motion for Summary Judgment that U.S. Patent Nos. 7302164, 7783174, 7729597 and 7734157 are not invalid under 35 U.S. C. Section 102.
 United States District Court, Central District of California, Western Division, Case 8:10-cv-01288-MRP-VBK, Document 160, Filed Mar. 12, 2013, 21 pages, Order Re Pacsgear Inc.’s Motion for Summary Judgment of Invalidity and Noninfringement of the “Timeout” Patent.
 United States District Court, Central District of California, Western Division, Case 8:10-cv-01288-MRP-VBK, Document 159, Filed Mar. 12, 2013, 10 pages, Order Denying Datcard’s Motion to Preclude the Expert Opinion Testimony of Steven Horii and Ian Jestice on Obviousness, United States.

* cited by examiner

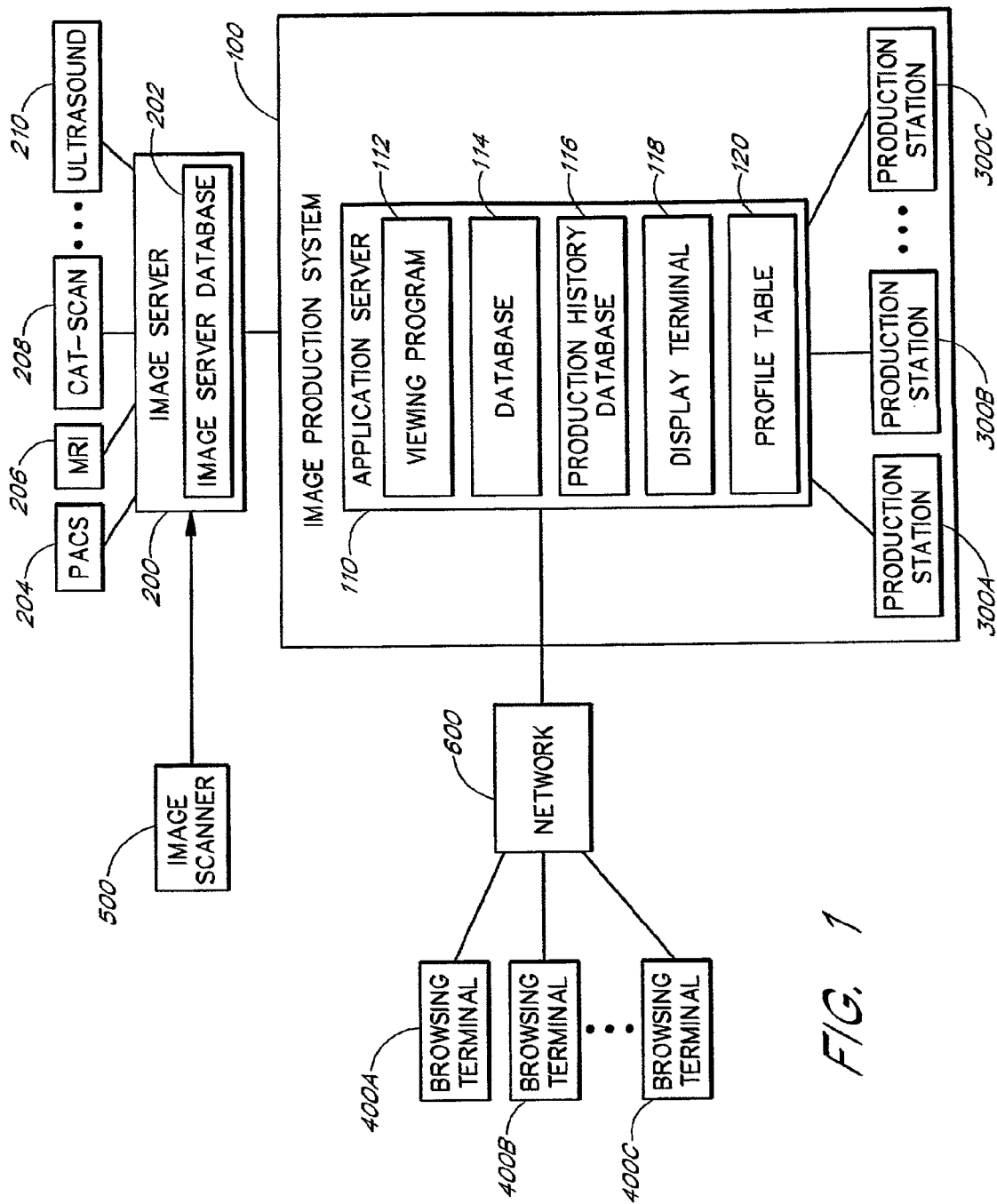


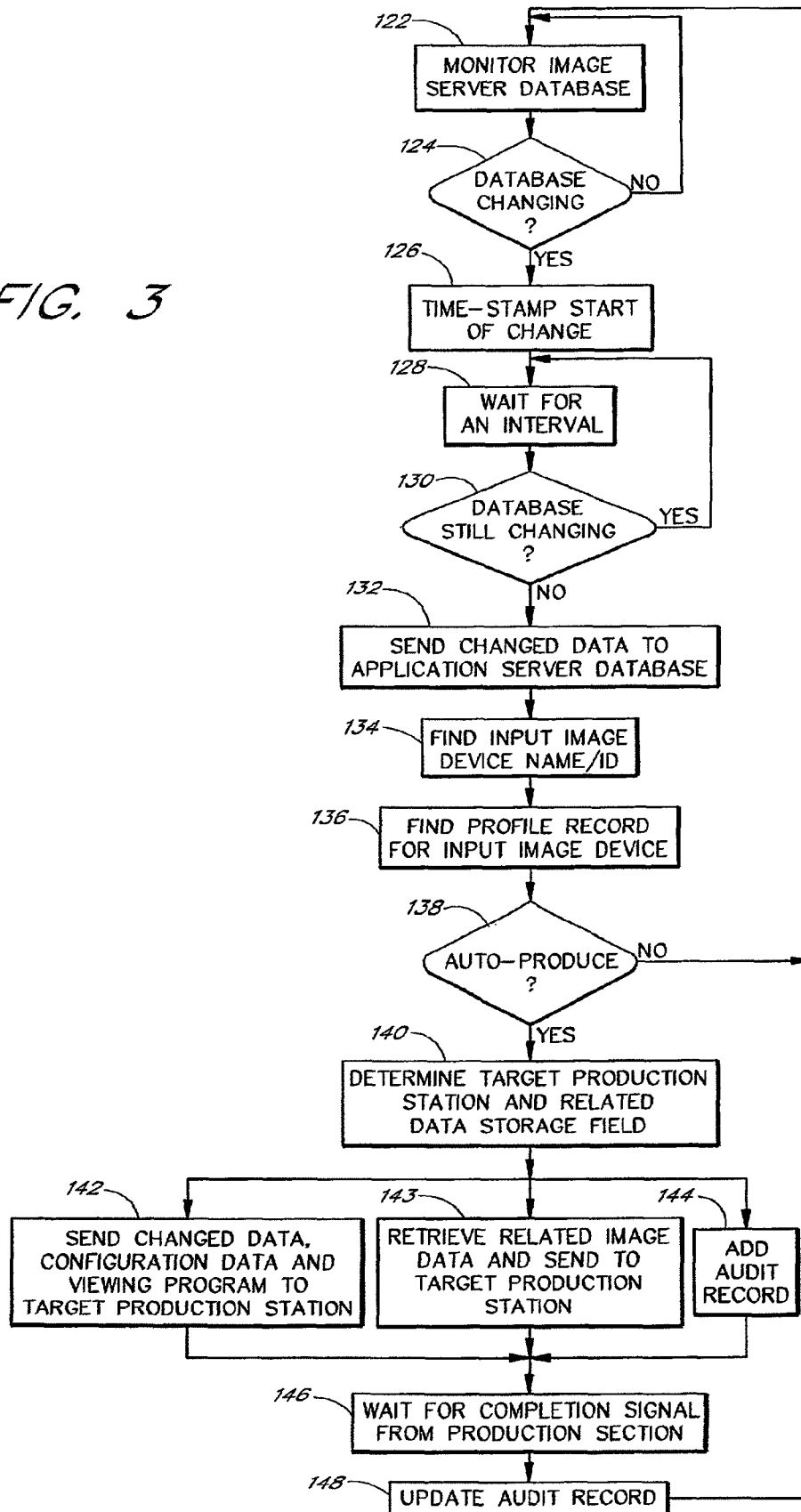
FIG. 1

120

250		252		254
IMAGE INPUT DEVICES	FIELDS	AUTO-PRODUCE 1	TARGET PRODUCTION STATION	RELATED DATA STORAGE
MRI MACHINE I		YES	PRODUCTION STATION A	PACS 1
MRI MACHINE II		NO		
ULTRASOUND MACHINE I		YES	PRODUCTION STATION B	PACS 1, PACS 2

FIG. 2

FIG. 3



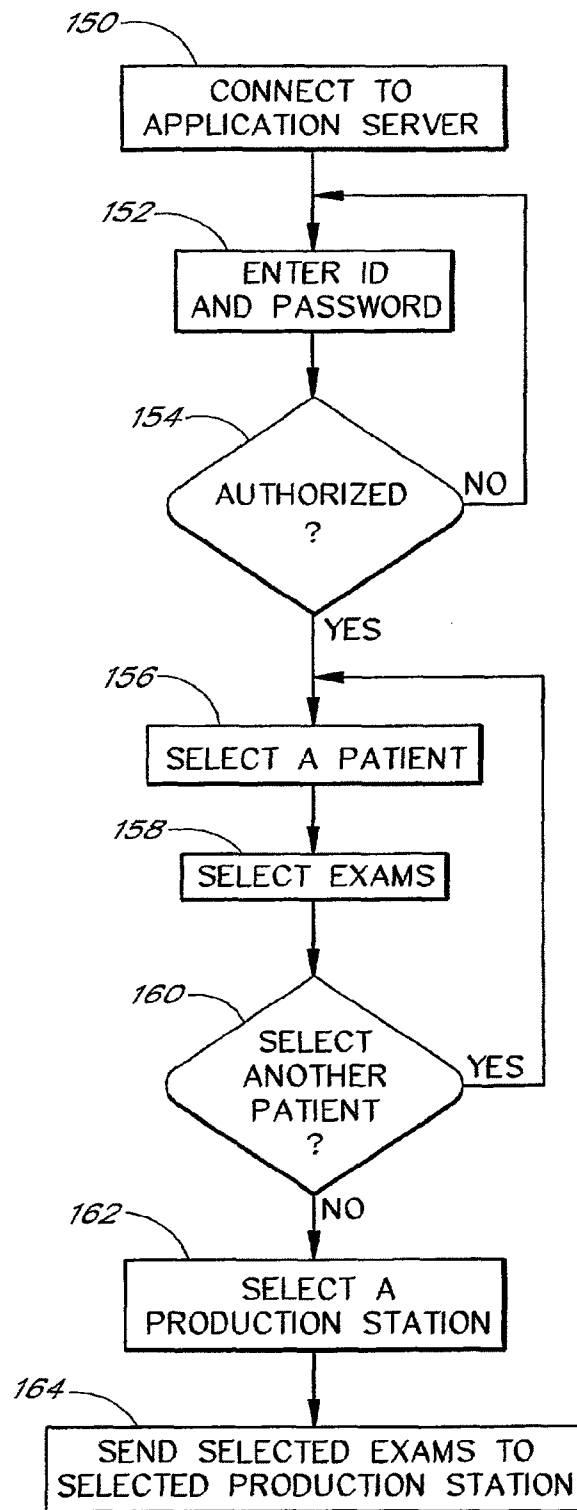


FIG. 4

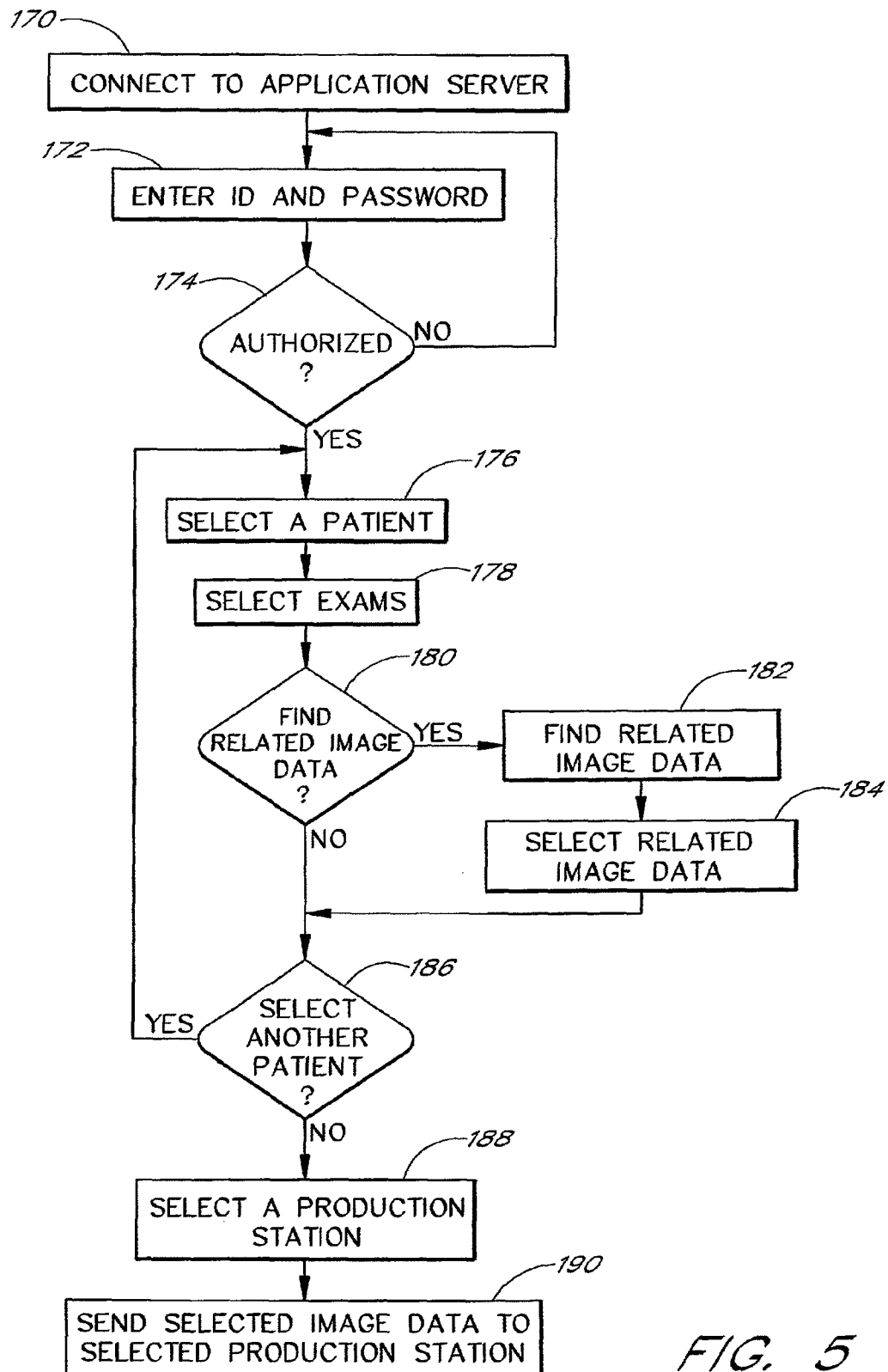


FIG. 5

1

SYSTEM AND METHOD FOR PRODUCING MEDICAL IMAGE DATA ONTO PORTABLE DIGITAL RECORDING MEDIA

CROSS-REFERENCE TO RELATED APPLICATIONS

This application is a continuation of U.S. patent application Ser. No. 09/761,795, filed Jan. 17, 2001 (now U.S. Pat. No. 7,302,164, issued Nov. 27, 2007), which is a non-provisional application claiming the benefit of provisional patent application Ser. No. 60/181,985, filed Feb. 11, 2000. The entire disclosure of both of these priority applications is hereby incorporated by reference herein in its entirety.

BACKGROUND OF THE INVENTION

1. Field of the Invention

This invention relates to a system and method for the production of medical image data on portable digital recording media such as compact discs. More particularly, it relates to a system and method for receiving medical image data, processing medical image data, and transmitting medical image data to be recorded on a portable digital recording medium.

2. Description of the Related Art

Since the invention of the x-ray film, film has been the predominant multipurpose medium for the acquisition, storage, and distribution of medical images. However, the storage and distribution of film often requires considerable expenses in labor and storage space.

Today's modern hospitals utilize computer-aided imaging devices such as Computed Tomography (CT), Digital Subtracted Angiography, and Magnetic Resonance Imaging (MRI). These digital devices can generate hundreds of images in a matter of seconds. Many hospitals require these images to be printed on film for storage and distribution. To print complete sets of medical images from these digital devices, the cost in film material, storage space, and management efforts is often very high.

Some radiology departments have installed digital image storage and management systems known as PACS (Picture Archive Communication Systems). PACS are capable of storing a large amount of medical image data in digital form. PACS are made by manufacturers including GE, Siemens, and Fuji.

To ease the communication of data, the DICOM (Digital Imaging and Communications in Medicine) standard was developed by ACR-NEMA (American College of Radiology-National Electrical Manufacturer's Association) for communication between medical imaging devices and PACS. In addition to the examined images, patient demographics, and exam information such as patient name, patient age, exam number, exam modality, exam machine name, and exam date can also be stored and retrieved in DICOM compatible data format. A DICOM file stores patient and exam information in the header of the file, followed by the exam images. PACS store medical image data in DICOM format.

Digital medical image data can be stored on PACS and distributed using the Internet. However, many physicians' offices do not have the bandwidth suitable for fast download of medical image data. The concerns for medical data privacy and Internet security further reduce the desirability of Internet distribution.

SUMMARY OF THE INVENTION

The claimed system allows for digital medical image data to be produced on a portable digital recording medium such as

2

a CD. A CD containing the medical image data can be distributed to physicians, hospitals, patients, insurance companies, etc. One embodiment of the claimed system allows for medical image data to be placed on a CD along with a viewing program, so that a user can use any computer compatible with the CD to view the medical image data on the CD. One embodiment of the claimed system allows for searching medical exam data that are related and placing such data on the same CD.

One embodiment of the claimed system comprises a receiving module configured to receive medical image data, a processing module configured to process the received medical image data, and an output module configured to transmit the processed medical image data to a production station configured to produce the transmitted medical image data on portable digital recording medium, such as a CD. In one embodiment, the output module transmits a viewing program configured to view medical image data to the production station so that the viewing program is produced on the same CD as the medical image data. In another embodiment, the CD already contains the viewing program before the medical image data is transmitted to the CD production station.

In one embodiment of the claimed system, the processing module is configured to create and store audit information of the portable digital recording medium produced by the production station.

In another embodiment of the claimed system, the processing module is configured to identify the originating image input device of the received medical image data, and determine, on the basis of the originating image input device, whether to transmit the received medical image data to a production station. The processing module also selects, on the basis of the originating image input device, one of multiple production stations as the target production station.

Yet another embodiment of the claimed system is configured to retrieve medical image data that are related to the received medical image data, and transmit the retrieved related image data to the production station. In one embodiment, exam images of the same patient are considered related. In another embodiment, exam images of the same patient and the same modality are considered related. For example, two x-ray exams on the left hand of the same patient are considered related. In yet another embodiment, exam images of the same patient, the same modality and taken within a specified date range are considered related. For example, two x-ray exams on the left hand of the same patient taken within a two-month period are considered related. A hospital may also determine other scenarios of relatedness.

One claimed method comprises the steps of connecting a browsing terminal to a computer database configured to store medical image data, selecting medical image data from medical image data stored on the database, and recording the selected medical image data on portable digital recording medium. In one embodiment, the claimed method also comprises a step of recording a viewing program configured to view medical image data on the portable digital recording medium.

One embodiment of the claimed method further comprises the steps of finding and retrieving medical image data that are related to the selected medical image data, and recording related image data to portable digital recording medium.

BRIEF DESCRIPTION OF THE DRAWINGS

FIG. 1 illustrates one embodiment of an image production system comprising an application server and portable digital recording medium production stations.

3

FIG. 2 illustrates sample records of one embodiment of an image input device profile table.

FIG. 3 illustrates a process of receiving image data from image server, processing received image data, and transmitting such data to the production station. This process also retrieves and transmits related image data for production.

FIG. 4 illustrates a process of a user selecting and ordering the production of image data stored on the application server.

FIG. 5 illustrates a process of a user selecting and ordering the production of image data stored on the application server, with the option of selecting and ordering the production of related image data.

DETAILED DESCRIPTION OF THE PREFERRED EMBODIMENT

FIG. 1 illustrates one embodiment of an image production system **100** comprising an application server **110** and one or more portable digital recording medium production stations **300A**, **300B** and **300C**. In the preferred embodiment, the production stations **300A**, **300B** and **300C** are CD (Compact Disc) production stations. Digital portable recording medium comprises CDs and DVDs (Digital Versatile Disc or Digital Video Disc). CDs may comprise CD-ROM (Compact Disc Read Only Memory), CD-R (Compact Disc Recordable), and CD-RW (Compact Disc Recordable and Writable). DVDs may comprise DVD-ROM (DVD Read Only Memory), DVD-R (DVD Recordable) and DVD-RAM (a standard for DVDs that can be read and written many times). Thus, although the following description refers primarily to CDs, those of ordinary skill in the art will understand that any suitable portable digital recording medium can be substituted for CDs.

The application server **110** is connected to one or more physician browsing terminals **400A**, **400B** and **400C** through a computer network **600**. Each physician browsing terminal **400A**, **400B** or **400C** comprises a browsing program such as Internet Explorer or Netscape Communicator. Physicians or their assistants launch the browsing program to access the application server **110** through the network **600** in order to select medical image data stored on the application server database **114** to be produced by a production station **300A**, **300B** or **300C**. In the preferred embodiment, the physician browsing terminals **400A**, **400B** and **400C** are connected to the application server through an Intranet. One embodiment of the Intranet utilizes TCP/IP network protocol. The Intranet can connect one radiology department, multiple departments within a hospital, or multiple hospitals. In another embodiment the browsing terminals **400A**, **400B** and **400C** are connected to the application server **110** through the Internet.

Still referring to FIG. 1, the application server **110** is also connected to an image server **200**. The image server **200** is further connected to image input devices such as PACS **204**, MRI machines **206**, CT-scan machines **208**, ultrasound machines **210**, etc. In the preferred embodiment, the image server **200** is a DICOM image server configured to receive and store medical image data in DICOM format. In operation, the image server **200** receives medical image data from image input devices such as PACS **204**, MRI machines **206**, CT-scan machines **208** and ultrasound machines **210** and stores such image data in the image server database **202**. A high-resolution image scanner **500** is also connected to the image server **200**, so that medical image data stored on film can be scanned on the image scanner **500**, transmitted to the image server **200** and stored in the image server database **202**. In one embodiment, the image scanner **500** also converts the scanned image to DICOM format. The application server **110** receives input

4

image data from the image server database **202**, processes the received image data, and sends the image data to one of the production stations **300A**, **300B** or **300C** to produce CDs.

The application server **110** comprises a viewing program **112**, an application server database **114** that stores image data received from the image server **200**, a production history database **116** that stores audit records on each CD produced, a display terminal **118** for programming and operating the application server **110** by a programmer or physician, and an image input device profile table **120**.

Still referring to FIG. 1, the viewing program **112** is configured to allow users to read and manipulate medical image data. The viewing program **112** comprises multiple image manipulation functions, such as rotating images, zooming in and zooming out, measuring the distance between two points, etc. The viewing program **112** also allows users to read the patient demographics and exam information associated with the image data. The viewing program **112** used in the preferred embodiment is produced by eFilm Medical Inc. located in Toronto, Canada. The viewing program **112** used in the preferred embodiment is an abbreviated version with fewer functions and takes less storage space, in order to maximize the storage space for image data on a CD. The image server **200** used in the preferred embodiment is also made by eFilm Medical Inc.

The CD production stations **300A**, **300B** and **300C** in the preferred embodiment are produced by Rimage Corporation in Edina, Minn. Details about the Rimage CD production stations can be found in U.S. Pat. Nos. 5,542,768, 5,734,629, 5,914,918, 5,946,276, and 6,041,703, which are incorporated herein by reference in their entirety.

The application server **110** in the preferred embodiment runs on a personal computer running a 400 MHz Celeron or Pentium II/III chip, with Windows 98 or NT as the operating system.

FIG. 2 illustrates sample records of one embodiment of an image input device profile table **120**. The image input device profile table **120** contains a profile record for each image input device. Each image input device's profile record comprises: (1) an "auto-produce" logical field **250** indicating whether medical image data from this image input device should be produced on CD automatically by the image production system **100**, (2) a "target production station" field **252** identifying one of the production stations **300A**, **300B** or **300C** on which medical image data is to be produced, and (3) a "related data storage" field **254** identifying the medical image data storage units in which to search for the related image data. A medical image data storage unit is a storage unit that stores medical image data and is connected to the application server **110**. In one embodiment, a medical image data storage unit is connected to the application server **110** through the image server **200**. In the preferred embodiment, PACS **204** is such a medical image data storage unit.

In FIG. 2, the sample profile table **120** contains profile records for MRI Machine I, MRI Machine II, and Ultrasound Machine I. For MRI Machine I, the "auto-produce" field **250** contains a "yes" value, directing the image production system **100** to automatically produce image data originating from MRI Machine I on portable digital recording medium. Its "target production station" field **252** contains a "Production Station A" value, directing the image production system **100** to produce image data originating from MRI Machine I on production station A. Its "related data storage" field **254** is "PACS I", directing the image production system **100** to retrieve related medical image data from PACS I. For MRI Machine II, the "auto-produce" field **250** is "no", directing the image production system **100** to not automatically pro-

5

duce image data originating from MRI Machine II on portable digital recording medium. Since image data from MRI Machine II will not be automatically produced, the “target production station” field 252 and the “related data storage” field 254 are irrelevant. For Ultrasound Machine I, the “auto-produce” field 250 is “yes”, and its “target production” field 252 is “Production Station B”. Its “related data storage” field 254 contains a value of “PACS I, PACS II”, directing the image production system 100 to search PACS I and PACS II for related medical image data.

FIG. 3 illustrates a process of the application server 110 receiving image data from the image server 200, processing the received image data, and transmitting such data to the production station 300A, 300B or 300C. The application server 110 continuously monitors the image server database 202 in step 122. In one embodiment, the application server continuously “pings” the network address corresponding to the image server 200 on the network that connects the application server 110 with the image server 200.

Still referring to FIG. 3, the application server 110 determines if the image server database 202 is changing, in step 124. In the preferred embodiment, the application server 110 makes that determination by detecting whether the image server database 202 is increasing in size. If there is no change in the image server database 202, then the application server 110 returns to step 122 to continue monitoring. If there is change in the image server database 202, then the application server 110 proceeds to step 126 and time-stamps the moment that the change started. The application server 110 then proceeds to step 128 and waits for an interval, typically 35 to 65 seconds. After the interval, the application server 110 checks whether the image server database 202 is still changing, in step 130. If the image server database 202 is still changing then the application server 110 returns to step 128 to wait for another interval. If the image server database 202 is no longer changing, then the application server 110 proceeds to step 132 and copies the data changed since the time-stamped moment. This changed data is copied from the image server database 202 to the application server database 114.

The application server 110 proceeds to step 134 and finds the input image device name or identification number from the newly received image data. In the preferred embodiment, image data from the image server database 202 are stored in DICOM format, and the input image device name or identification number is stored in the header of the DICOM format image data file. The input image device name/ID indicates the origin of the newly received data. The application server 110 proceeds to step 136 and uses the found input image device name/ID to find a corresponding profile record in the image input device profile table 120. If the profile record has an “auto-produce” field 250 with a “no” value, the application server 110 returns from step 138 to step 122 to continue monitoring the image server database 202. If the “auto-produce” field 250 contains a “yes” value, the application server 110 proceeds from step 138 to step 140, and determines the target production station 300A, 300B or 300C from the “target production station” field 252 of the profile record. In step 140, the application server 110 also determines the value in the “related data storage” field 254 of the profile record.

Still referring to FIG. 3, in step 142, the application server 110 sends a copy of the newly received data, along with a copy of the viewing program 112, to the target production station 300A, 300B or 300C identified in step 140. With the viewing program attached, the image data on each CD produced by the target production station 300A, 300B or 300C can be viewed on any computer that accepts the CD, regardless of whether that computer has its own viewing program

6

installed. In one embodiment, the data received in step 132 is stored in the application server database 114 before it is transmitted to the target production station 300A, 300B or 300C in step 142. In another embodiment, the application server 110 transmits the data received in step 132 to the target production station 300A, 300B or 300C, without storing a copy of the data in the application server database 114.

In one embodiment, the application server 110 does not send a copy of the viewing program 112 to the target production station during step 142. Rather, the application server 110 sends a copy of the received medical image data to the production station 300A, 300B or 300C to be recorded on pre-burned CDs. Each pre-burned CD contains a viewing program already recorded onto the CD before step 142.

In step 142, the application server 110 also sends configuration data to the target production station 300A, 300B or 300C. The configuration data comprises a label-printing file comprising the specification for printing labels on top of the CDs, and a “number of copies” value indicating the number of copies of CDs to be produced. A typical specification in the label-printing file may specify information such as patient name, exam modality, hospital name, physician name, production date, etc. to be printed by the target production station as a label on the top of each CD produced.

Still referring to FIG. 3, in step 143, the application server 110 searches the application server database 114 for image data related to the newly received data. The application server 110 then searches the PACS systems identified in the “related data storage” field 254 in step 140 for data related to the newly received data. Some PACS systems each comprise a primary image data storage and an archive image data storage, and the application server 110 searches both the primary image data storage and the archive image data storage on these PACS systems. The application server 110 is connected to the PACS systems through the image server 200. The application server 110 retrieves found related data from the PACS systems and stores a copy of such found related data in the application server database 114. The application server 110 sends a copy of related data that are found from the application server database 114 or the PACS systems to the target production station 300A, 300B or 300C. The medical image data originally received in step 132 and the related medical image data are produced by the target production station 300A, 300B or 300C on the same CDs for comparative study.

For each CD to be produced, the application server 110 adds one audit record to the production history database 116 in step 144. The new audit record comprises the identification number of the CD and other relevant information about the CD, such as the physician who requested the production (if any), and the names of the patients whose exam images are on that CD.

Steps 142, 143 and 144 may be executed immediately before, concurrent with, or immediately after one another.

The target production station 300A, 300B or 300C produces the CDs containing the medical image data and the viewing program sent to it, and prints a label on top of every CD, corresponding to the specification in the label-printing file. The number of CDs produced corresponds to the “number of copies” number sent by the application server 110 in step 142. When the target production station has produced the CDs, the production station returns a “completed” signal to the application server 110. The application server 110 waits for this signal in step 146.

Still referring to FIG. 3, in step 148, the application server 110 updates the audit records in the production history database 116 that were created in step 144. For each CD produced, the application 110 server updates the date and time of pro-

7

duction for that CD's audit record. The application server 110 also updates the status value for that CD's audit storage record from "processing" to "successful". The application server 110 then continues monitoring the image server database 202 as in step 122.

FIG. 4 illustrates a process of a user selecting and ordering the production of image data stored on the application server 110. A user, typically a physician or physician's assistant, accesses the application server database 114 from a browsing terminal 400A, 400B or 400C connected to a network 600. In one embodiment, the user launches a browser such as Microsoft Internet Explorer or Netscape Communicator, and specifies a network address corresponding to the application server 110, in step 150. In another embodiment, the user clicks a pre-defined icon that directly launches a browser connecting to the application server 110. The application server 110 prompts the user to enter a password or an identification name coupled with a password, in step 152. The application server 110 checks if the entered identification/password is authorized in step 154. If the entered identification/password is not authorized the user is returned to step 152 to re-enter the identification/password, or disconnected from the application server 110. If the entered identification/password is authorized then the user is allowed access to the application server database 114 and the application server 110 proceeds to step 156.

Still referring to FIG. 4, in step 156 the user is prompted to select a patient from a list of patients with exam images in the application server database 114. The user is then shown a list of the selected patient's exams, and is prompted to select one or more exams of that patient, in step 158. When the user indicates that he/she has completed selecting all exams for that patient, the user is asked in step 160 whether to select another patient from the list of patients. If the user answers "yes", the user is returned to step 156 to select another patient. If the user answers "no", the user proceeds to step 162.

In another embodiment, when a user selects a patient, all exams belonging to that patient will be automatically selected without prompting for user selection. In yet another embodiment, the user is not prompted to select patients, but is only prompted to select exams from a list of all exams for all patients contained in the application server database 114.

When the user indicates that he/she has completed selecting, the user is prompted to select a production station from a list of production stations 300A, 300B and 300C in step 162. The user is also prompted to enter additional label text to be printed as labels on the CDs to be produced, to supplement the text printed according to the specification of the label-printing file. The user can advantageously select the production station located closest to his/her office. In one embodiment, only one production station is connected to the application server 110, and the lone production station will be the selected production station without prompting for user selection.

In one embodiment, the user is also prompted to select the number of copies of CDs to be produced. In another embodiment, the number of copies is set at one without prompting for user direction. As described above in connection with FIG. 3, in step 164, the application server 110 sends a copy of the image data of the selected exams for the selected patients to the selected production station, along with a copy of the viewing program 112, and configuration data comprising a label-printing file, additional label text, and a number indicating the number of copies of CDs to be produced. The production station 300A, 300B or 300C then produces one or more CDs containing the selected exams for the selected patients and the viewing program, with labels printed on top

8

of the CDs according to the specification in the label-printing file and the user-entered additional label text.

In another embodiment, a user accesses the application server database 114 not from a browsing terminal 400A, 400B or 400C, but directly from the display terminal 118. In this embodiment the user directly proceeds from step 152. In this embodiment the user is typically a programmer or operator of the image production system 100.

FIG. 5 illustrates a process of a user selecting and ordering the production of image data stored on the application server 110, with the additional option of selecting and ordering the production of related data for comparative study. As described above in connection with FIG. 4, a user connects to the application server 110 from a browsing terminal 400A, 400B or 400C in step 170. The user enters identification information and a password in step 172. Step 174 determines whether the user is authorized to access the application server database 114. If authorized, the user is prompted to select a patient in step 176, and selects exams of the selected patient in step 178. The user is then asked in step 180 if he/she desires to find related data of that patient for comparative study.

If the user answers yes, the application server 110 then searches for related data. The application server 110 finds the image input device profile table 120 profile record corresponding to the image input device from which the selected data originates, identifies the list of PACS systems stored in the "related data storage" field 254, and searches these PACS systems for related data. In another embodiment, once the user has selected a patient/exam combination, the application server 110 automatically searches for related data without asking for user direction. In this embodiment, the application server 110 alerts the user if related data are found. In one embodiment, the application server 110 also searches the application server database 114 for related medial image data.

Still referring to FIG. 5, the user is then prompted to select all or some of the related data from the list of found related data for production, in step 184. In another embodiment, all found related data are automatically selected by the application server 110 for production, without prompting for user selection.

The user is then prompted to select another patient in step 186. After the user has completed selecting all patients, the user is prompted to select a CD production station 300A, 300B or 300C in step 188. The user is also prompted to enter additional label text. In step 190, the application server 110 then sends a copy of the original and selected related data, along with a copy of the viewing program 112, a number indicating the number of copies to be produced, additional label text, and a label-printing file to the selected production station 300A, 300B or 300C for production.

The above paragraphs describe the application server 110 with one database 114 for image data storage. In another embodiment, the application server 110 includes two databases for image data storage: a new data database and a storage data database. The new data database stores only the most recent batch of new data just received from the image server 200. After the data in the new data database is sent to a production station 300A, 300B or 300C, the application server 110 erases data in the new data database. The storage data database stores all data that has ever been received from the image server database 202. In the processes described by FIG. 4 and FIG. 5, a user selects images for production from the storage data database.

Several modules are described in the specification and the claims. The modules may advantageously be configured to reside on an addressable storage medium and configured to execute on one or more processors. The modules may

include, but are not limited to, software or hardware components that perform certain tasks. Thus, a module may include, for example, object-oriented software components, class components, processes methods, functions, attributes, procedures, subroutines, segments of program code, drivers, firmware, microcode, circuitry, data, databases, data structures, tables, arrays, and variables. Modules may be integrated into a smaller number of modules. One module may also be separated into multiple modules.

Although the foregoing has been a description and illustration of specific embodiments of the invention, various modifications and changes can be made thereto by persons skilled in the art, without departing from the scope and spirit of the invention as defined by the following claims.

What is claimed is:

1. A method for selecting and recording medical image data onto a data storage medium, the method comprising:

retrieving medical image data generated by one or more imaging modalities, the medical image data being formatted in a standard medical imaging format used by computers configured for viewing medical images;

storing the medical image data in a data store;

receiving a user selection via a user interface, the user selection defining selected medical image data;

in response to receiving the user selection, searching for related medical data that is related to the selected medical image data, based on the user selection; and

recording, by a robotic disc burner, the selected medical image data, a viewing program, and at least a portion of the related medical data onto a portable non-transitory data storage medium, the selected medical image data being recorded on the data storage medium in the standard medical imaging format, and the viewing program being configured to allow viewing of medical image data stored on the data storage medium on widely accessible computers not specifically configured with standard medical imaging software for viewing of medical images.

2. The method of claim 1, wherein the one or more imaging modalities comprises an image scanner.

3. The method of claim 1, wherein the related medical data comprises images.

4. The method of claim 1, wherein the related medical data comprises one or more medical reports.

5. A method comprising:

providing an interface configured to receive an identification of a patient by a user, wherein the interface is accessible by a plurality of browsing terminals;

receiving the identification of the patient from a first browsing terminal associated with the user;

finding related data of the patient, wherein finding related data of the patient comprises querying at least a plurality of data stores for medical imaging data;

receiving medical image data related to the patient from one or more data stores in the plurality of data stores, the received medical image data related to the patient being formatted in a standard medical imaging format;

storing the received medical image data related to the patient in a local data store local to the robotic disc burning system; and

recording, by a robotic disc burner, at least a portion of the received medical image data related to the patient from the one or more data stores in the plurality of data stores and a viewing program onto a portable non-transitory digital storage medium, the portion of the received medical image data related to the patient being recorded on the digital storage medium in the standard medical

imaging format, and the viewing program being configured to allow viewing of the portion of the received medical image data stored on the data storage medium on widely accessible computers not specifically configured with standard medical imaging software for viewing of medical images.

6. The method of claim 5, wherein the plurality of data stores comprises at least two types of data stores selected from the group of PACS, modalities an application servers.

7. The method of claim 5, wherein receiving the identification of the patient from the first browsing terminal associated with the user comprises receiving a selection of an exam associated with the patient.

8. The method of claim 5, further comprising producing a label on the portable non-transitory digital recording medium without manual application of the label onto the portable non-transitory digital recording medium.

9. The method of claim 5, further comprising transmitting to audit storage audit data that comprises at least a date associated with the recording and a patient associated with the recording.

10. The method of claim 5, wherein the one or more browsing terminals comprises a plurality of browsing terminals.

11. A robotic disc burning system comprising:

a computing system comprising one or more computing devices, the computing system comprising a communication interface configured to communicate with a plurality of browsing terminals browsing terminals over a TCP/IP network, wherein the communication interface is accessible by instructions sent from a remote web browsing program;

a user request module configurable to receive from a first browsing terminal of the one or more browsing terminals a request for data related to a patient;

an identification module configurable to identify, based on the request for data, exam data comprising medical imaging data generated by an imaging modality and formatted in a standard medical imaging format, and identify related exam data related to the exam data;

a data interface configured to receive at least some of the identified medical imaging data formatted in the standard medical imaging format and receive at least some of the related exam data;

a data store configurable to store at least some of the received medical imaging data formatted in the standard medical imaging format and store at least some of the received related exam data;

a recording module configurable to record at least the following onto a portable non-transitory digital recording medium that is removable from the robotic disc burning system

at least some of the received medical imaging data in the standard medical imaging format,

at least some of the received related exam data, and

a viewing program that is configured to allow viewing of at least some of the medical imaging data that is recorded onto the digital recording medium by a general purpose computer that is not specifically configured with medical imaging software for viewing of medical imaging data.

12. The system of claim 11, wherein the data comprising medical imaging data comprises data generated by an image scanner.

13. The system of claim 11, wherein the at least one storage module comprises at least one PACS.

11

14. The system of claim 11, further comprising an authorization module configured to prevent unauthorized recording.

15. The system of claim 14, wherein the authorization module is configured to receive a username and password.

16. The system of claim 11, wherein the exam data comprises one or more DICOM images.

17. The system of claim 11, wherein the related exam data does not comprise a DICOM image.

18. The system of claim 11, wherein the identification module is configurable to perform a search to identify, based on the request for data, exam data comprising medical imaging data generated by an imaging modality and formatted in a standard medical imaging format, and related exam data related to the exam data.

19. The system of claim 11, wherein the identification module is configurable to identify, on a plurality of PACS, based on the request for data, exam data comprising medical imaging data generated by an imaging modality and formatted in a standard medical imaging format, and related exam data related to the exam data.

20. The system of claim 11 wherein the related exam data comprises medical imaging data formatted in a standard medical imaging format.

21. A robotic disc burning system comprising:

a computing system comprising one or more computer devices, the computing system comprising a communication interface configured to communicate with one or more browsing terminals over a TCP/IP network, wherein the communication interface is accessible by instructions sent from a remote web browsing program;

a user request module configurable to receive from a first browsing terminal of the one or more browsing terminals an identification of a patient by a user, the identification of the patient originating with the remote web browsing program;

a query module configurable to find related data of the patient by querying a plurality of data stores for medical imaging data associated with the patient;

a data interface configured to receive related data of the patient from one or more data stores in the plurality of data stores queried by the query module, the related data of the patient comprising medical imaging data formatted in a standard medical imaging format;

a local data store configurable to store at least some of the received related data of the patient;

a recording module configurable to record at least the following onto a portable non-transitory digital recording medium that is removable from the robotic disc burning system:

12

at least some of the received related data of the patient from the one or more data stores in the plurality of data stores queried by the query module, and

a viewing program that is configured to allow viewing of at least some of the related data of the patient that is recorded onto the non-transitory digital recording medium by a general purpose computer that is not specifically configured with medical imaging software for viewing of medical imaging data.

22. The system of claim 21, further comprising a labeling module configurable to produce a label on the portable non-transitory digital recording medium without manual application of the label onto the portable non-transitory digital recording medium.

23. The system of claim 21, further comprising an audit module configurable to transmit to audit storage audit data that comprises at least a date associated with the recording and a patient associated with the recording.

24. The system of claim 21, wherein the plurality of data stores comprises a plurality of PACS.

25. The system of claim 21, wherein the plurality of data stores comprises at least one PACS and at least one application server database.

26. The system of claim 21, wherein the plurality of data stores comprises at least one PACS and at least one modality.

27. The system of claim 21, further comprising an authorization module configured to prevent unauthorized recording.

28. The system of claim 11, wherein the related exam data comprises data not formatted in a standard medical imaging format.

29. The system of claim 11, wherein the identification module is configurable to identify, on a plurality of data stores, based on the request for data, exam data comprising medical imaging data generated by an imaging modality and formatted in a standard medical imaging format, and related exam data related to the exam data.

30. The system of claim 29, wherein a first data store from the plurality of data stores is associated with a second data store from the plurality of data stores.

31. The system of claim 30, wherein the identification module is configurable to identify related exam data on the second data store from the plurality of data stores in response to identifying exam data on the associated first data store from the plurality of data stores.

* * * * *